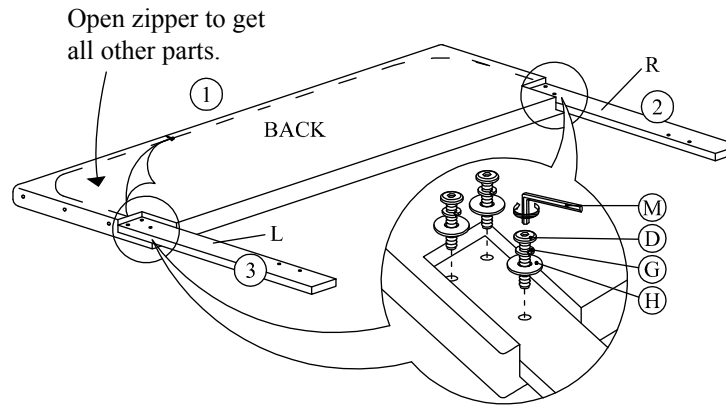


ASSEMBLY INSTRUCTION

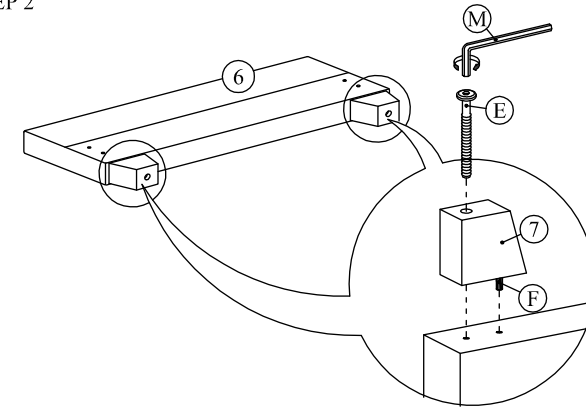
ITEM : 80033-311/321/511/512/521/522

NO	PARTLIST	QTY
1	HEADBOARD CUSHION	1PC
2	HEADBOARD LEG (WITH 'R' LABEL)	1PC
3	HEADBOARD LEG (WITH 'L' LABEL)	1PC
4	WING	1PC
5	WING	1PC
6	FOOTBOARD CUSHION	1PC
7	FOOTBOARD LEG	2PCS
8	SIDE RAIL	2PCS
9	SIDE RAIL	2PCS
10	CLEAT	4PCS
11	SIDE RAIL SUPPORT LEG	2PCS
12	SLAT	4PCS
13	SUPPORT LEGS	4PCS
ITEM	HARDWARE	QTY
A	JCBB SCREW M8 x 20MM	8PCS
B	JCBC SCREW M6 x 25MM	8PCS
C	JCBC SCREW M6 x 35MM	26PCS
D	JCBC SCREW M6 x 50MM	6PCS
E	JCBC SCREW M6 x 70MM	2PCS
F	WOOD DOWEL M8 x 30MM	2PCS
G	SPRING WASHER M6 x 13MM	36PCS
H	FLAT WASHER M6 x 19MM	36PCS
I	'L' BRACKET 18MM X 20MM X 1.2MM	2PCS
J	SCREW M4 x 16MM	4PCS
K	SCREW M4 x 32MM	8PCS
L	L - KEY M5 x 65MM	1PC
M	L - KEY M4 x 100MM	1PC
N	SUPPORT LEG ADJUSTABLE FEET	4PCS

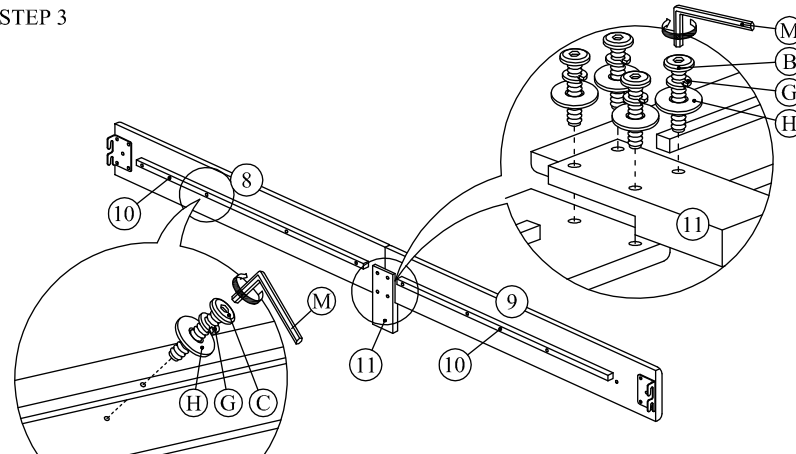
STEP 1



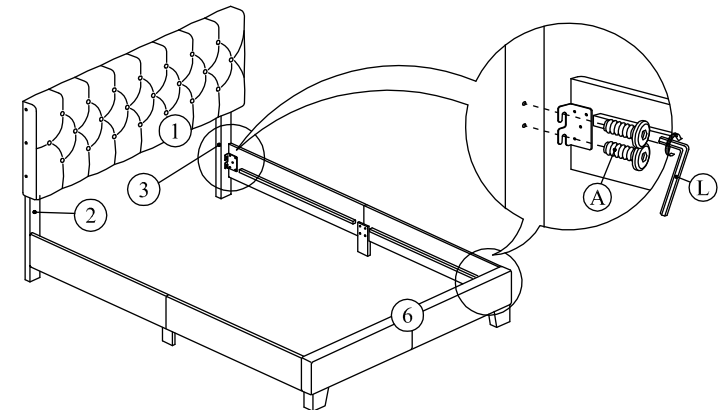
STEP 2



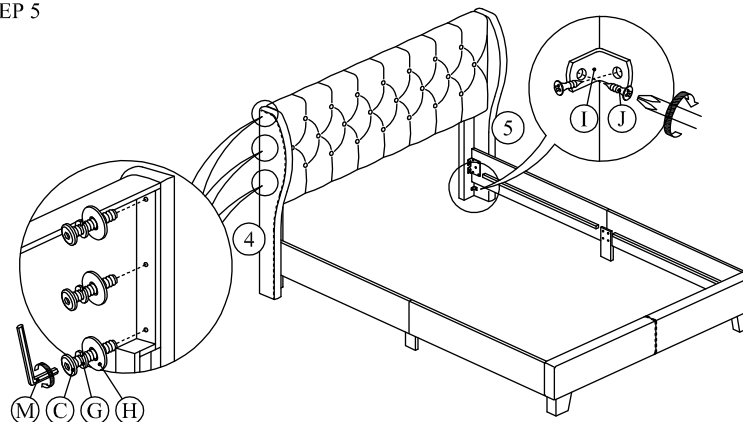
STEP 3



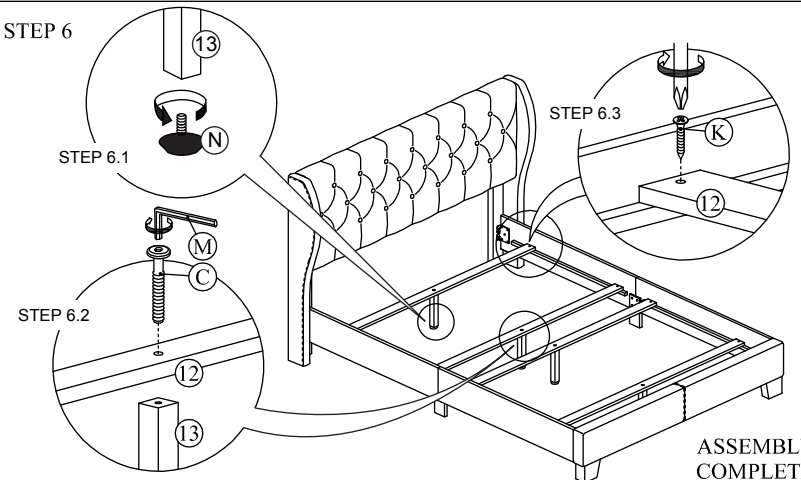
STEP 4



STEP 5



STEP 6



ASSEMBLY COMPLETE