

We'd love to hear from you!

Thanks for your purchase of our patio sofa. We hope you will be pleased with both the product and service you received. However, if you have any questions or need any assistance, please do not hesitate to contact us. Please give our customer service team an opportunity to improve your experience right away; Our team are more than happy to help.

If you are satisfied with our product, we invite you to post a Product Review to share your views with future shoppers to help them make informed and wise buying decisions. If you are happy with our service, we appreciate your feedback to let both us and future shoppers know how we did. It will also encourage us to keep improving with confidence.

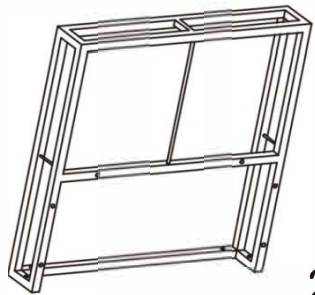
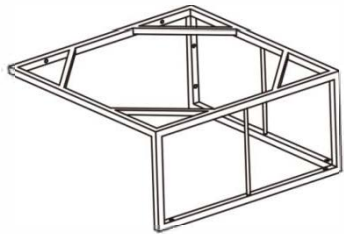
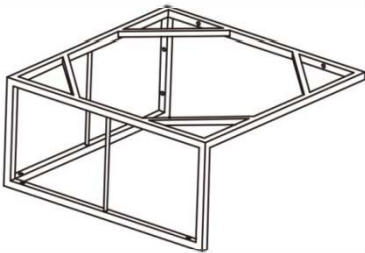
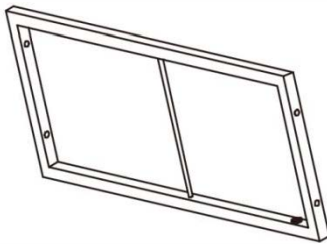
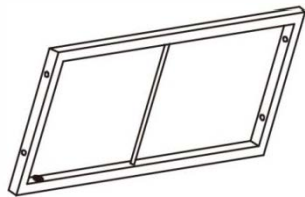
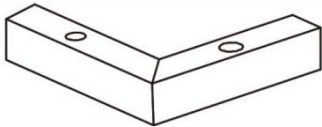
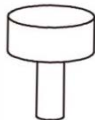
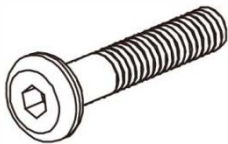
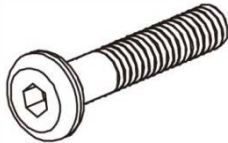
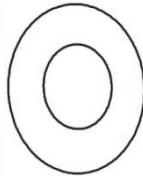



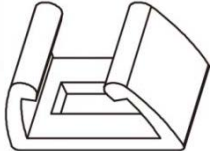
Warm Regards,
Customer Support

Tips before assembly:

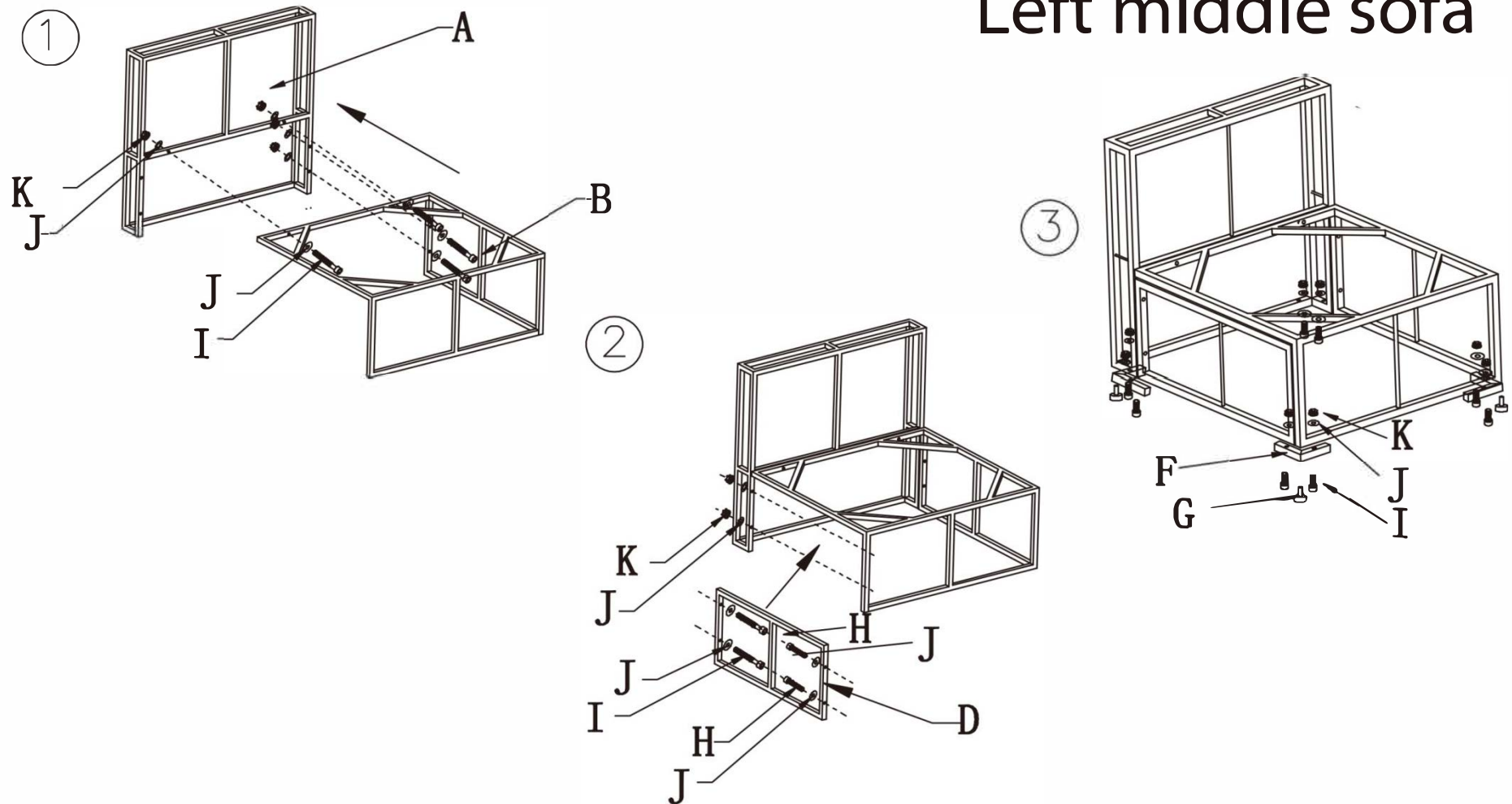
1. Check you have all the parts and tools
2. Do not stand or put weight on the product during assembly, this could cause damage.
3. When tightening the bolts, ensure that the holes are matched correctly and that parts are kept perpendicular to each other
4. Do not fully tighten all bolts until assembly is complete.

Warm Maintenance Tip:

1. Do not use or store near fire or heat sources to avoid deformation, bending, or cracking.
2. when the winter is not used, can protect with furniture cover
3. Our cushion are washable, not waterproof. You can be stored in storage bags on rainy days

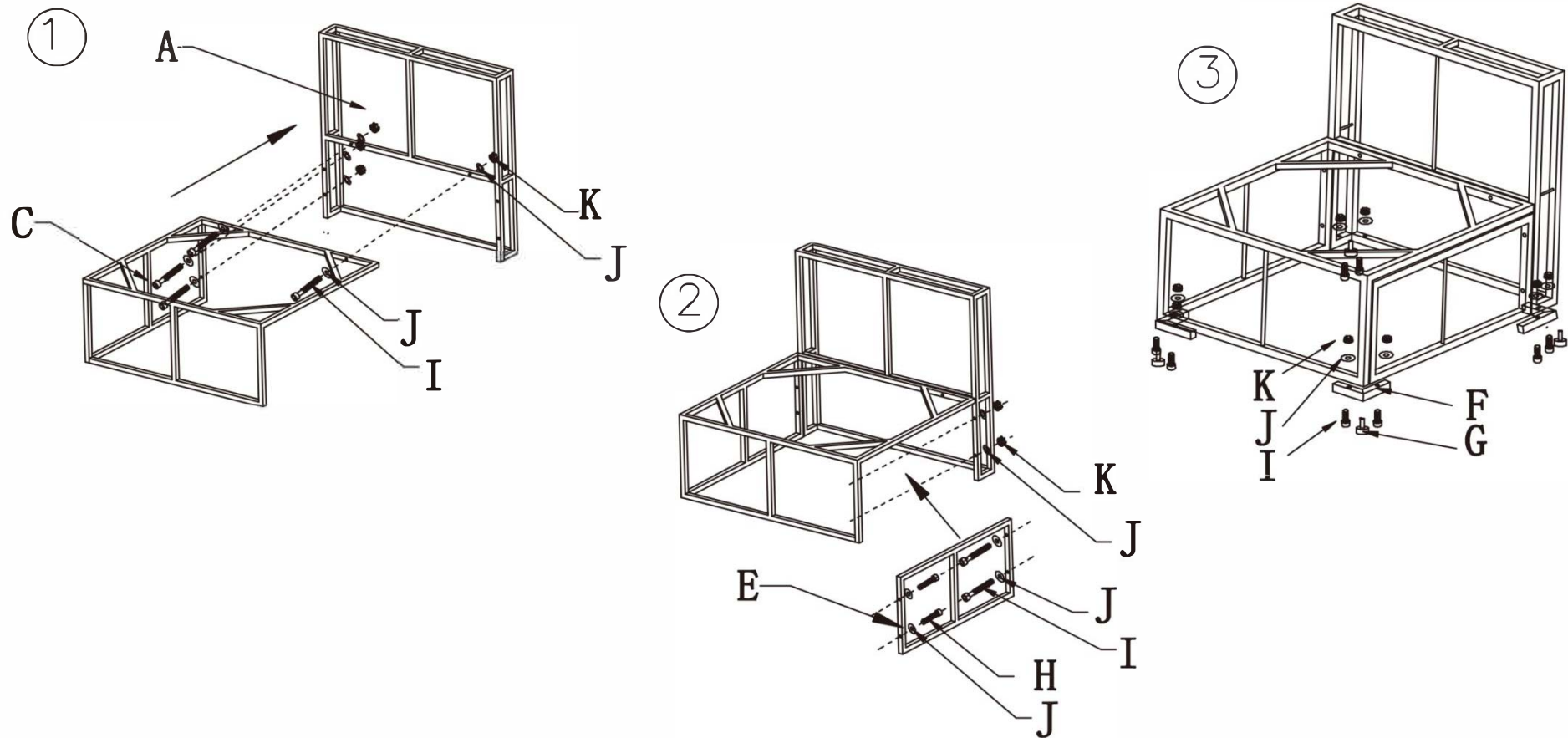
				
2x	1x	1x	1x	1x
A: Middle sofa back	B: Left middle sofa seat	C: Right middle sofa seat	D: Left middle sofa part	E: Right middle sofa part
				
8x	8x	4x	28x	44x
F: sofa foot	G: Adjustable foot pad	H: Screw M6*30mm	I: Screw M6*45mm	J: Shim $\Phi 11*6.2*1$
				
28x	1x	1x		2x
K: Nut M6	L: Inner hexagon spanner	M: Open spanner	N: Plastic clip	

Left middle sofa

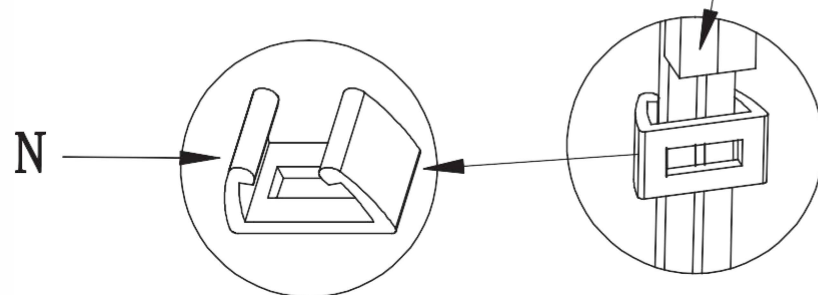
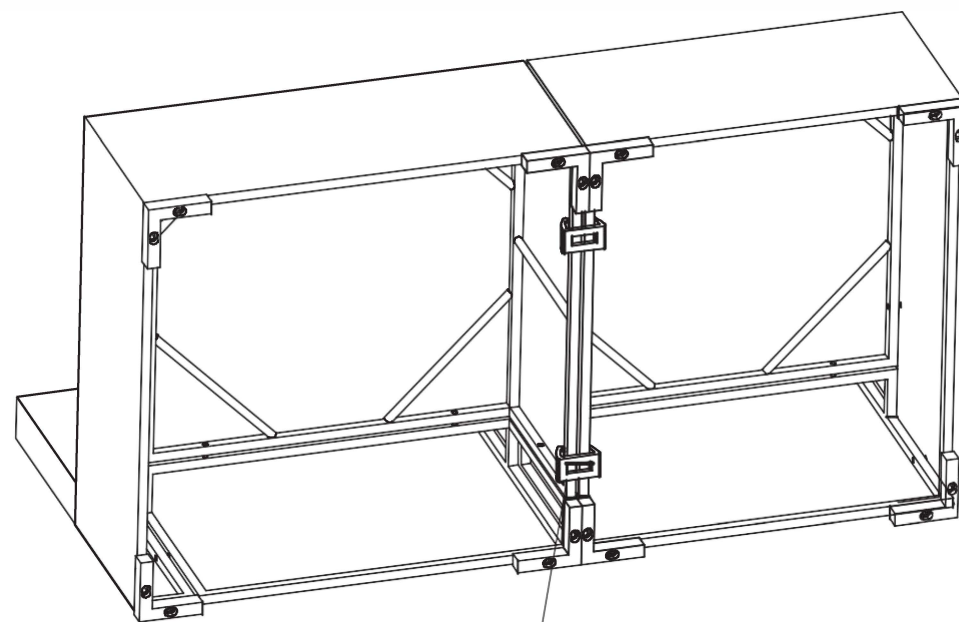


Note: Please take care not to fully tighten the screws until you have all four in place in all holes.

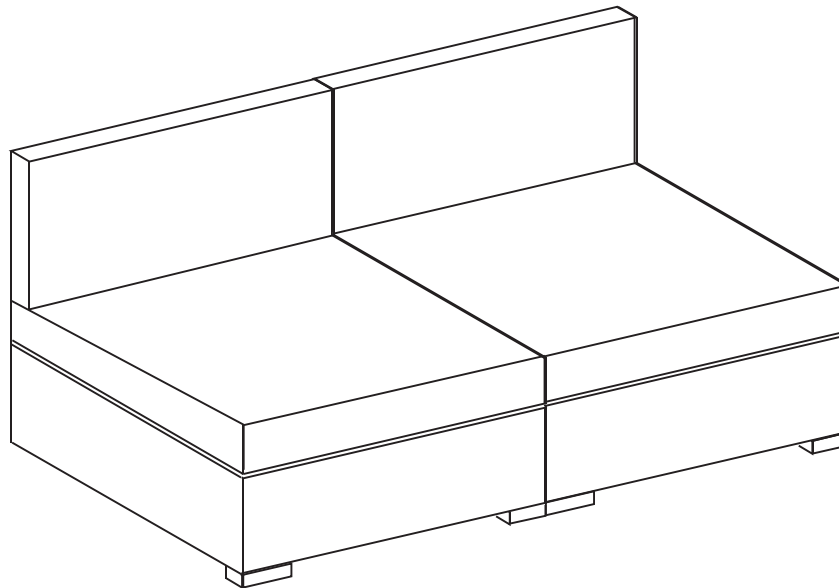
Right middle sofa



Note: Please take care not to fully tighten the screws until you have all four in place in all holes.



Product Preview



T æ Á ^ Á ^ & [{ { ^ } å Á [~ Á ã Á å å æ & @
, ã @ Á @ ! Á ã & • Á [{ Á ~ ! Á ~ ! } ã ! ^ È