


RDC ASSEMBLY INSTRUCTION

Ax1



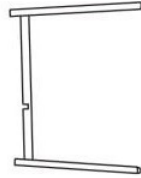
Bx1




Cx1



Dx1



Fx4



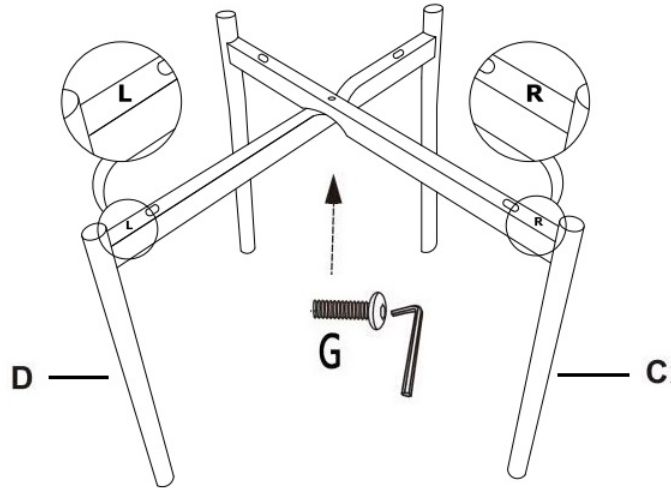
Gx1



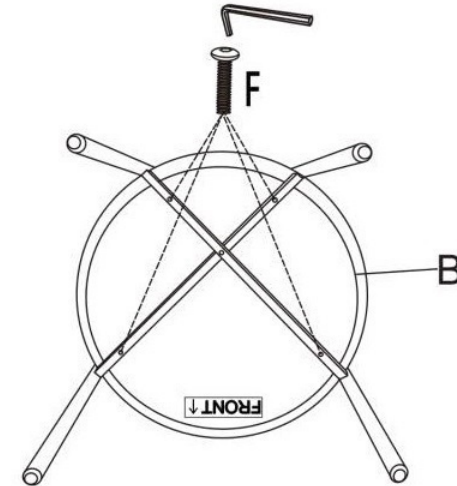
Ix4



STEP 1

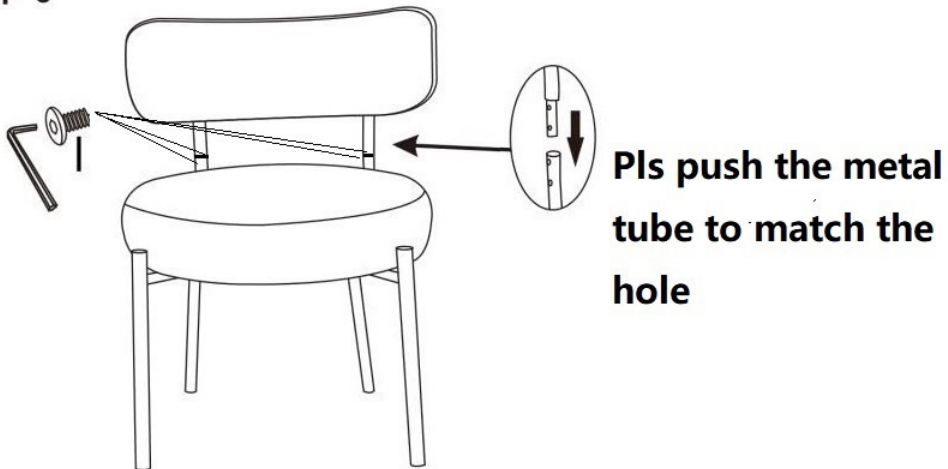


STEP 2




Pls do not fasten screw "G" until match seat hole

STEP 3



STEP 4



warnings

1、Toppling of the product may cause severe or fatal injury.

Stop using the product if any parts are missing or damaged.

2、Children could only use the product under adult supervision. it is forbidden children to climb or play on the product to prevent body injury caused by toppling .

3、During the assembly, keep any small parts out of the reach of children in case of fatal danger caused by swallowing or inhalation.

4、Keep all parts of packaging materials (films, plastic bags, foam boards, etc.) out of reach of children, especially toddlers and babies to avoid any potential danger (such as suffocation).