

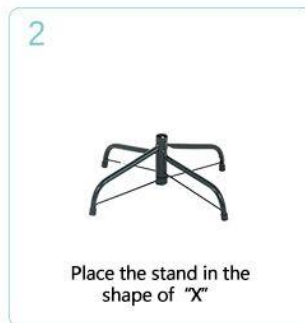



CHRISTMAS TREE INSTALLATION INSTRUCTION



Note:

1. Be careful not to pinch any of the light wires (if applicable) between the hinge when shaping the branches.
2. Make sure all bolts are tightly screwed in to keep the tree stable.
3. When not in use, store neatly in a cool, dry location protected from sunlight.