OWNER'S MANUAL

Indoor Fence (NV078-RZY)

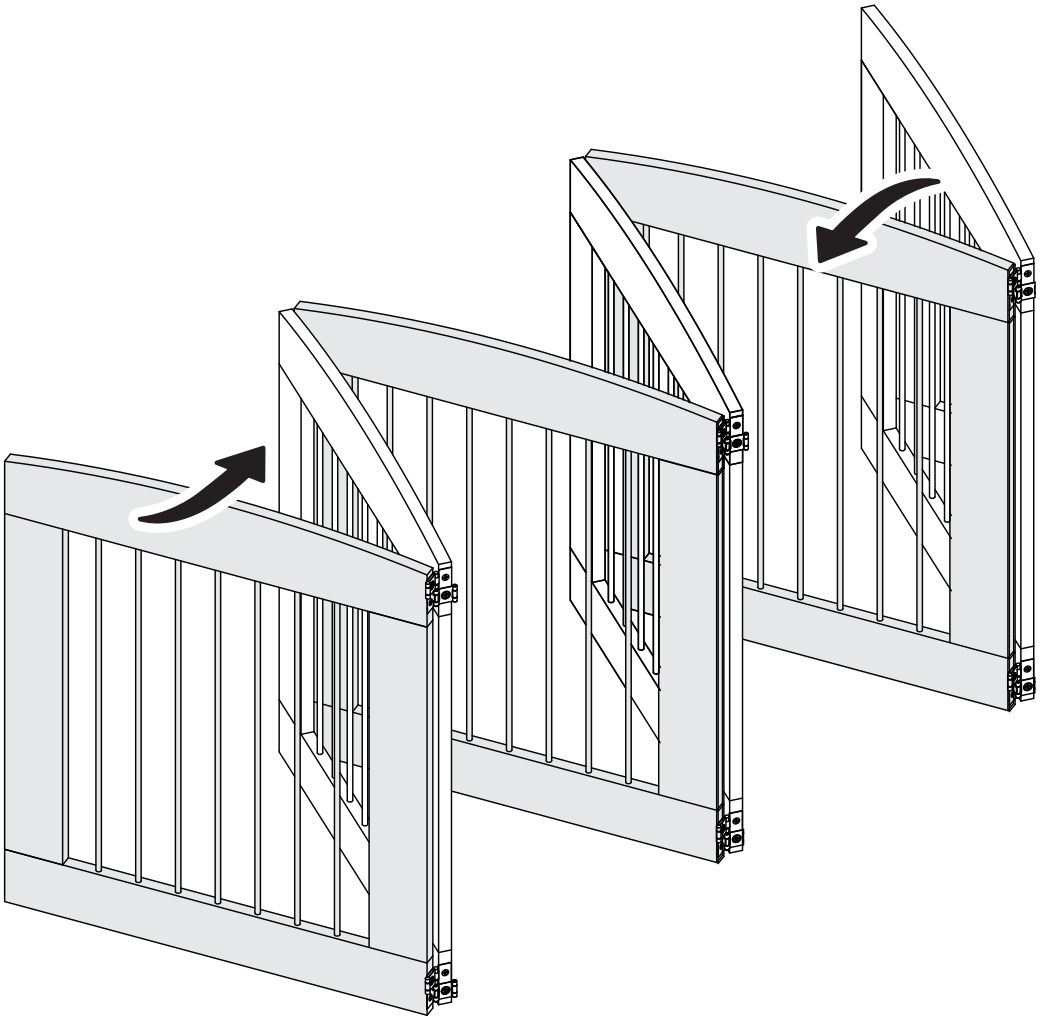

144*32 Inch

Customer Service(NV078-RZY): Help@EverythingSupport.com
Address: 100 Pottery Road, Commerce, GA 30529

Product Display

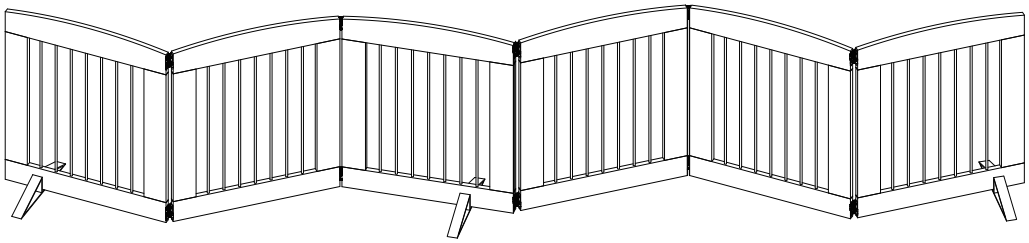

Guidelines

- Before use, please read the following instructions and safety references carefully.
- This summary may not include every detail of all variations and considered steps. Please save this product manual for future reference.
- If you have further questions or specific difficulties not detailed in the instructions, please consult the seller.

Notes

- This product is only intended for indoor use. It is suitable only for domestic use and is not intended for commercial use. It is not permissible to use against the above description or to alter and reproduce the product without authorization, and may result in injury and/or damage to the product.
- This product must be installed and used in strict accordance with the attached instructions. For damage resulted from the failure to comply with the provisions of the assembly and use,the seller does not assume any responsibility.
- Before assembly, please check whether all the pieces are included according to the lists in the instructions.

Usage

- Make sure that the product is properly used on even, non-slippery and sturdy surface.
- Any incorrect use and abuse of this product are dangerous and can cause serious injury.
- Keep the product away from wet, fire or high-temperature environment for storage and use.

Clean and Maintenance

- Do not use erosive, alkaline, acid or solvent-based cleaning agents. Do not use brushes with metal or nylon bristles, as well as sharp or metallic cleaning items.
- Wipe the product gently with a dry cloth and mild wash-free detergent.
- Keep the product clean and dry before stowing it for storage in a dry and ventilated environment.

Warnings

- Keep children far away from the work area during assembly. Dispose of all plastic bags safely, as these materials may be life-threatening and present unforeseen hazards (eg. asphyxiation) if swallowed or inhaled.
- Children are not allowed to climb on the product. Otherwise, there is a risk of injury and falling.
- Do not place overweight, fragile or sharp objects on the product or it may cause collapse or other damages to the product.

PARTS LIST

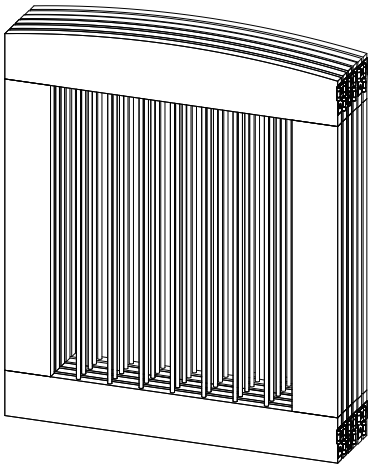





A Fence jambs X1 **B** Base X3 **C** Velcro X2

INSTALLATION

Step1

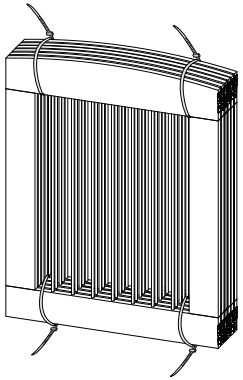

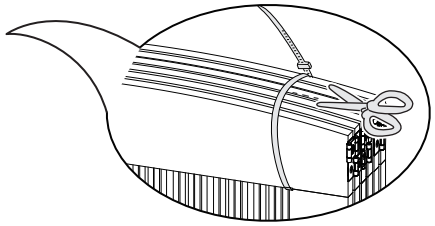

⚠ Carefully untie the cable ties to avoid scratching the wooden board.

Step2

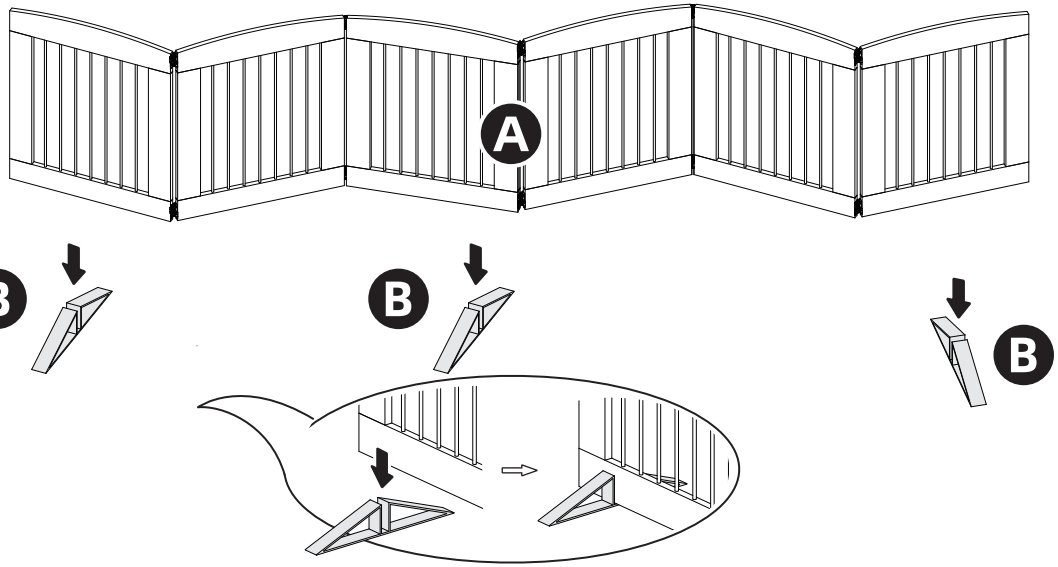

TIPS FOR STORAGE

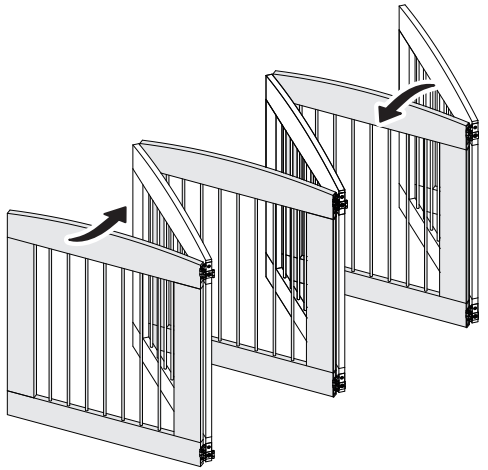

⚠ First, fold the Fence jambs and then secure its sides by using the Velcro.

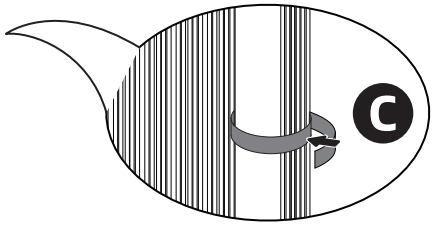

AFTER-SALES SERVICE CARD

We sincerely thank you for trusting our service and our products, and may this product add enrichment to your home. We guarantee that the product has undergone strict quality inspection and meticulous packaging. If you encounter any issue regarding either shipping or the product, please feel free to contact us at any time. We'd be more than happy to serve you wholeheartedly.

Yours Sincerely

- Please clean with a damp cloth and wipe dry.
- Please avoid harsh, corrosive and abrasive cleaners.
- Keep dry and avoid damp environments.

Installation guide video

Customer Service(NV078-RZY): Help@EverythingSupport.com
Address: 100 Pottery Road, Commerce, GA 30529

If you have any questions or concerns please feel free to contact us. We're committed to providing our customers with the quality service.