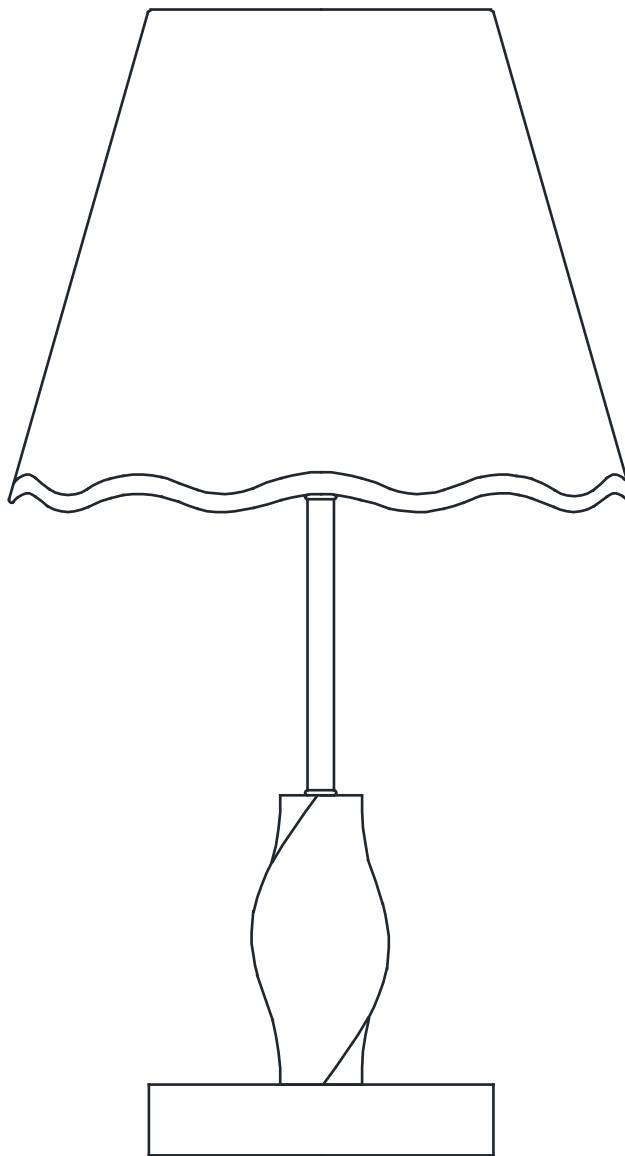


edishinē

# Table Lamp

[Instruction Manual]

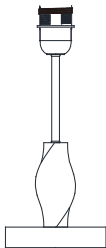
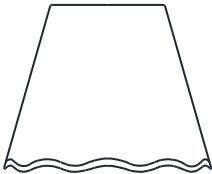



Please pay attention to the warning signs  
Read the instructions with caution before operating  
and keep it properly

## CAUTION

1. Before assembly, place all parts out on a clean flat surface and inspect each part for defects that may have occurred during shipping.
2. Inspect wire insulation for any cuts, abrasions or exposed copper that may have resulted during shipping. If there are any defects in the wire, DO NOT continue to assemble. Please send an email to our Customer Service immediately .
3. Consult a qualified electrician if you have any electrical questions.
4. Never drape clothes over the lamp.
5. To reduce the likelihood of tipping over, we recommend don't place the lamp at the edge of table and keep children and pets away.
6. To prevent children from suffocating and choking, keep them away from packing materials.
7. Please keep this manual and hand it over when you transfer the product.

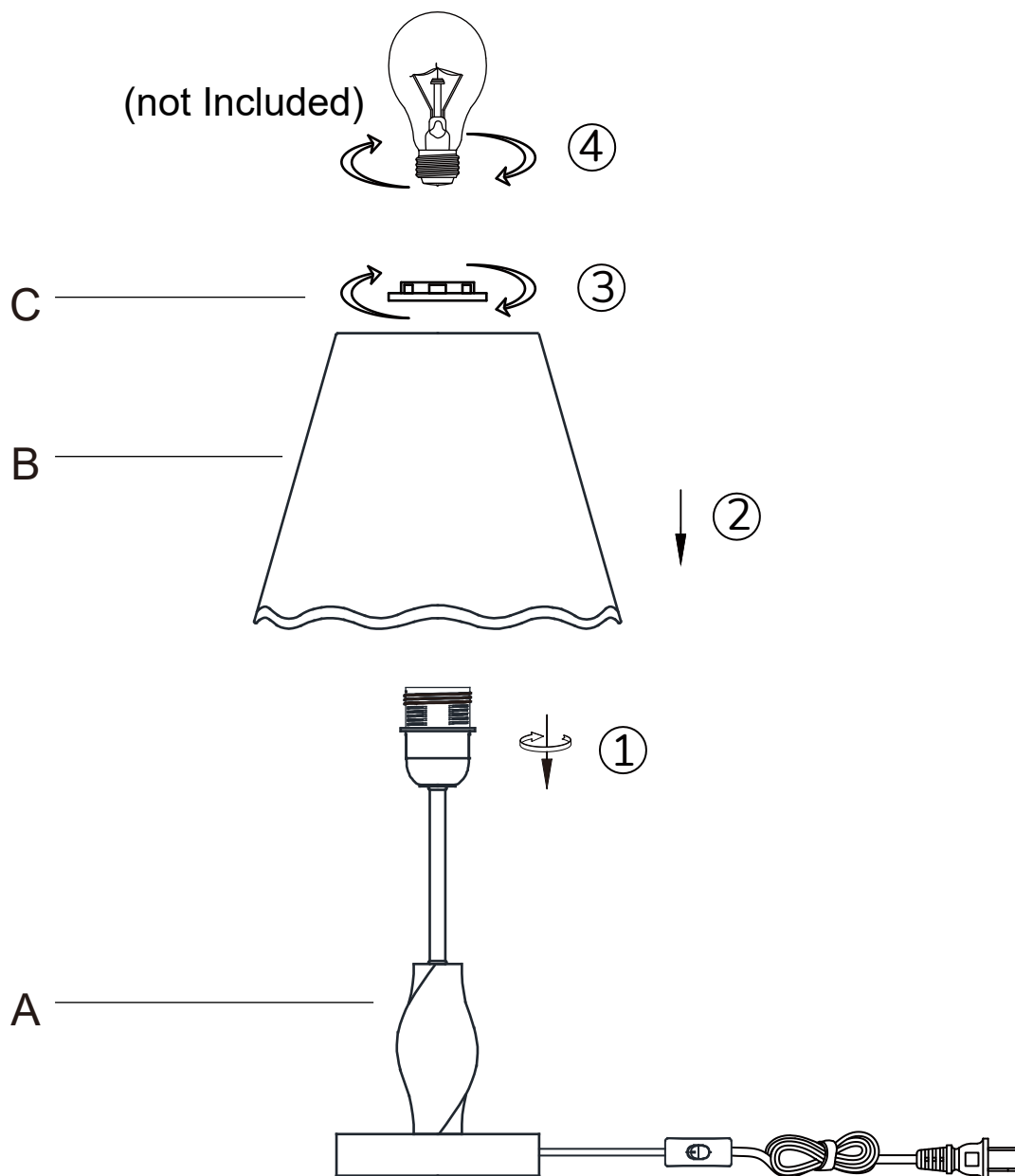
## Packing List

Part	Description	Quantity
	Table Lamp	1
	Lamp Shade	1
	Socket Ring	1

## IMPORTANT SAFETY INSTRUCTIONS

This portable lamp has a polarized plug (one blade is wider than the other) as a safety feature to reduce the risk of electric shock. This plug will fit in a polarized outlet only one way. If the plug does not fit fully in the outlet, reverse the plug. If it still does not fit, contact a qualified electrician. Never use with an extension cord unless the plug can be fully inserted. Do not alter the plug.

## ASSEMBLING THE FIXTURE



1. Place the shade (B) on socket (A) then screw on the socket ring (C) to fix the shade.
2. Screw the Bulb (not Included) clockwise onto Base (A) until tight.

### **Specifications:**

- Input Voltage: 120VAC 60Hz
- Socket Type: Standard Medium E26
- Max.Load Power: Incandescent Bulb 60W、 LED Bulb 12W

### **One Year Limited Warranty**

Supported by our professional R&D team and QC team, we provide One Year Warranty for materials and workmanship from the purchase date. Please note that the warranty does not cover damage caused by personal misuse or improper installation.

Please attach your Order ID and Name so that our dedicated customer service team can help you better.

