
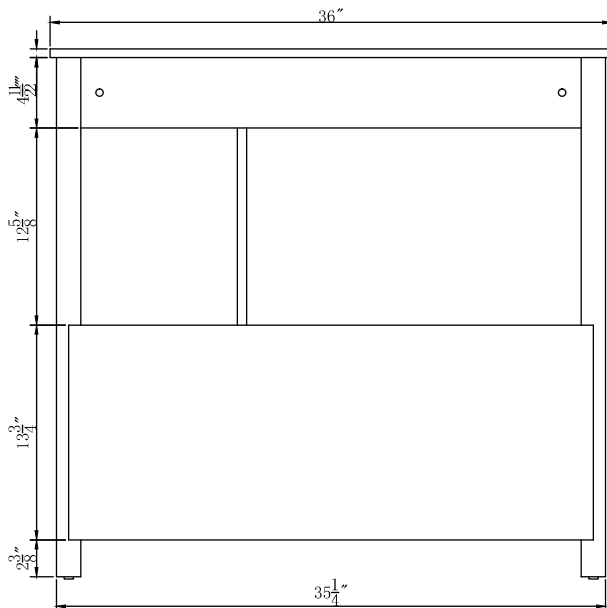


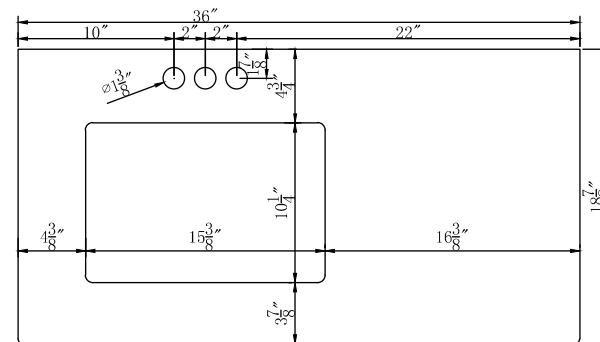
Front view



Side view



Back view



Top view

DWG. NO.:

MODEL NO.:

ALTERATIONS

1

2

3

4

FOR PROPOSAL ONLY ALL
DIMENSIONS TO BE VERIFIED

SCALE:

DWG. BY:

CHECKED BY:

DATE:

PROJECT:

Qty:

Color:

DRAWING TITLE:

FINISH:

Model #	VF90236EX	Finish	Espresso	Mirror type	N/A	Beveled glass	N/A	Frame material	Solid wood and MDF
Solid wood construction	N/A	Drawers Included	YES	Number of Drawers	4	Joinery Type	SQUARE ENDED BUTT JOINT	Drawer railing	Metal
Drawer Width (in)	9-7/8"	Drawer Depth (in)	15-3/8"	Drawer Height (in)	5-3/4"	Shelves	YES	Number of Shelves	1
Doors included	NO	Number of Doors	2	Finished Back	Yes	Hardware finish	black	Assembly	No
Countertop included	Yes	Countertop material	Engineering stone	Number of Sinks accommodated	1	Sink material	Porcelain	Sink Width	15-3/8"
Sink Depth	10-1/4"	Sink height	8-1/4"	Sink hole size	1-3/4"	Mounting type	Free Standing	Backsplash	No
Backsplash Width	N/A	Backsplash Depth	N/A	Backsplash Height	N/A	Drain assembly included	NO	Faucet included	NO
Faucet type	NO	Faucet hole size	1.38	Faucet hole spacing	4"3 Holes	Product Width	36	Product Depth	19
Product Height	34	Package LENGTH (inches)	41.34"	Package WIDTH (inches)	22.05"	Package Height (inches)	37.99"	Package Weight (lbs)	139.6
Product Weight	121.6	Shipment Type	small parcel	Table/Desk: top width	19"	Table/Desk top finish	calacatta quartz	glass top tempered	N/A
table top maximum weight	38.2 lbs	Table: seating capacity	1	upholstery color	N/A	upholstery pattern	N/A	cushion material	N/A
base finish	Espresso	powder coated finish	NO	base material	MDF	top material	Engineering stone	wood species	N/A
tip over restraint strap	NO	shape of top	Rectangle	lift top	NO	shelf material	N/A	adjustable shelves	NO
Handle designs	Rectangle	safety stop	YES	felt lined drawers	NO	drawer glide extension	Full extension	drawer glide material	Metal
drawer dividers	N/A	Drawer Interior finish	Espresso	Ball Bearing Glides	YES	soft close drawer glides	NO	Number of cabinets	0
shelf width (in)	22"	shelf depth (in)	17-1/2"	shelf height (in)	13-7/8"	Shelf thickness	N/A	Any certification? (CARB/TSCA VI)	YES
California Proposition 65 warning required	YES	Drawer Interior Width (in)	9-7/8"	Drawer Interior Depth (in)	15-3/8"	Drawers Interior Height (in)	4-1/2"	cabinet interior width	22"
cabinet interior depth	17-3/4"	cabinet interior height	29-3/8"	leg width	1-5/8"	leg depth	1"	leg height	33"
gloss finish	NO	stackable	NO	leg design	Straight legs	Armoires: ring slots	NO	Armoires: hooks	NO
armoires: mirror dimensions	NO	door thickness	NO	false drawers?	NO	Vanity countertop edge style	FLAT	# of faucet holes	3

DWG. NO.

MODEL NO:

SPEC NO:

QUANTITY:

DATE:

CHECKED BY:

FOR PROPOSAL ONLY ALL DIMENSIONS TO BE VERIFIED

PROJECT:

COLOR:

FINISH:

REVISIONS

①

②

③

④

⑤

⑥