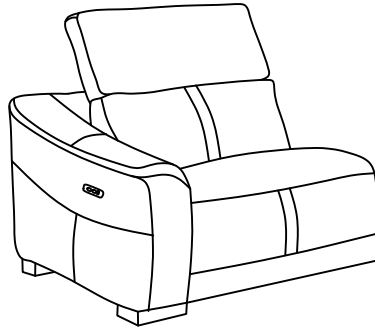
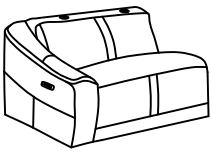


ASSEMBLY INSTRUCTION


ITEM NO.:D9712-L



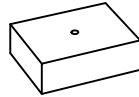
PARTS LIST



A x1



B x1



C x2



D x3



E x2
M8x20mm



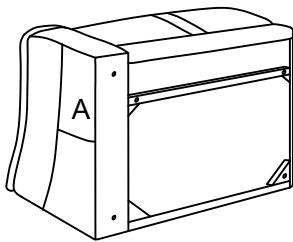
F x2
5/16"x2-1/2"



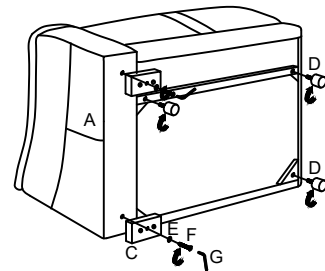
G x1

ASSEMBLY INSTRUCTION

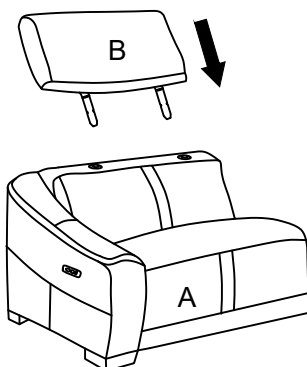
Step1



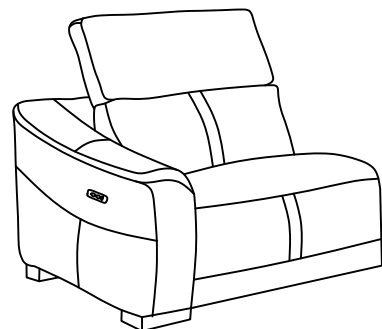
Step2



Step3

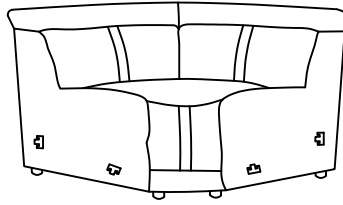


Step4

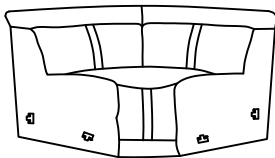


ASSEMBLY INSTRUCTION

ITEM NO.:D9712-C



PARTS LIST



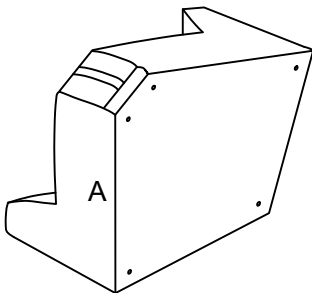
A x1



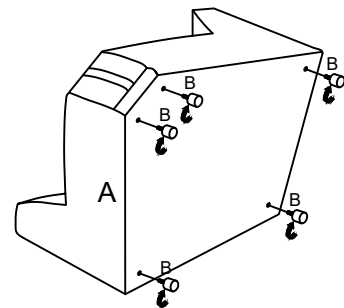
B x5

ASSEMBLY INSTRUCTION

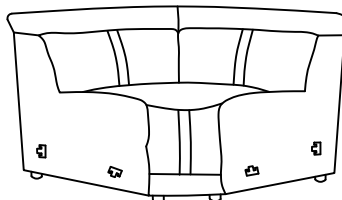
Step1



Step2

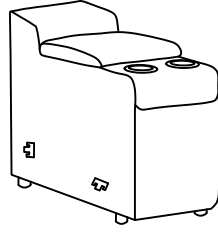


Step3

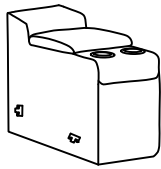


ASSEMBLY INSTRUCTION

ITEM NO.:D9712-CN



PARTS LIST



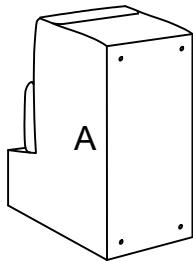
A x1



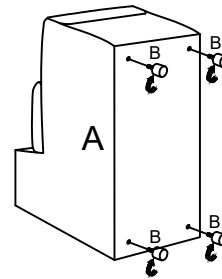
B x4

ASSEMBLY INSTRUCTION

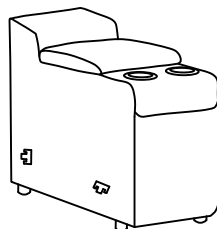
Step1



Step2




Step3

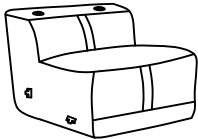


ASSEMBLY INSTRUCTION


ITEM NO.:D9712-A



PARTS LIST



A x1



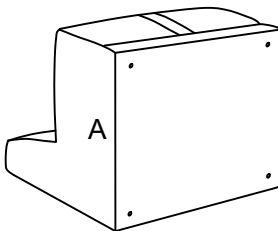
B x1



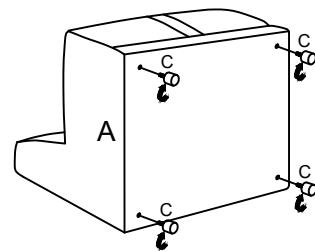
C x4

ASSEMBLY INSTRUCTION

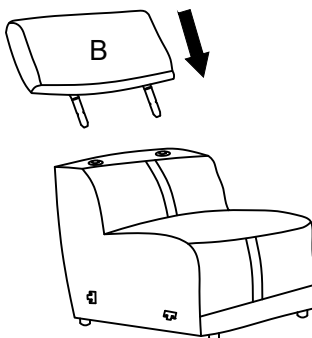
Step1



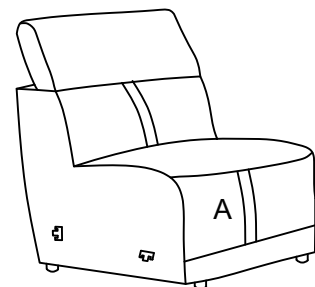
Step2



Step3

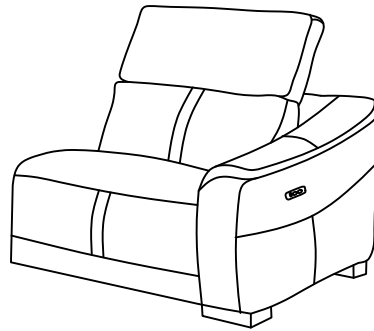


Step4

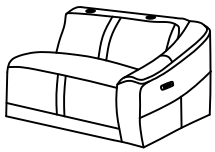


ASSEMBLY INSTRUCTION


ITEM NO.:D9712-R



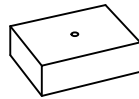
PARTS LIST



A x1



B x1



C x2



D x3



E x2
M8x20mm



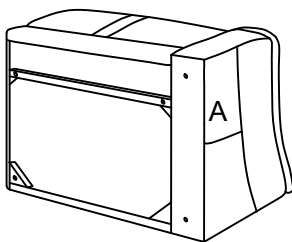
F x2
5/16"x2-1/2"



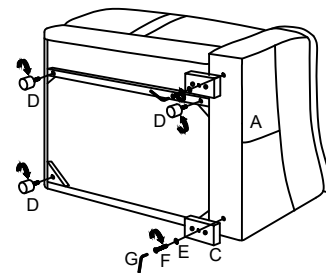
G x1

ASSEMBLY INSTRUCTION

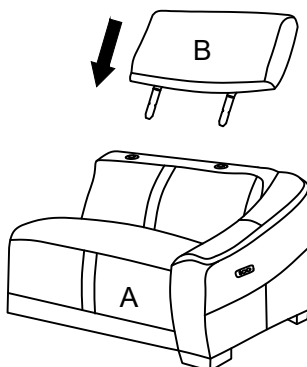
Step1



Step2



Step3



Step4

