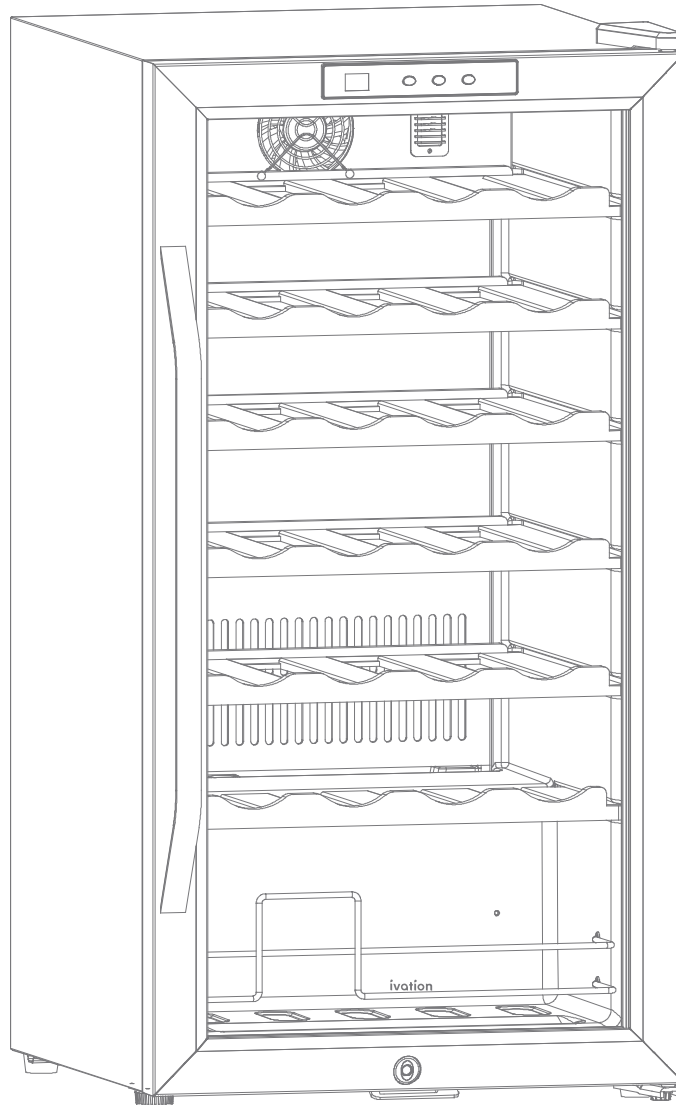


# ivation

## FREESTANDING COMPRESSOR WINE COOLERS

### User Guide



**IVFWCC121LSS**  
Holds 12 bottles

**IVFWCC181LSS**  
Holds 18 bottles

**IVFWCC281LWSS**  
Holds 28 bottles

**IVFWCC331DLWSS**  
Holds 33 bottles

**IVFWCC341LWSS**  
Holds 34 bottles

**IVFWCC431DLWSS**  
Holds 43 bottles

**IVFWCC511LWSS**  
Holds 51 bottles

Thank you for purchasing the Ivation® Freestanding Compressor Wine Cooler. This User Guide is intended to provide you with guidelines to ensure that operation of this product is safe and does not pose risk to the user. Any use that does not conform to the guidelines described in this User Guide may void the limited warranty.

Please read all directions before using the product and retain this guide for reference. This product is intended for household use only. It is not intended for commercial use.

This product is covered by a limited one-year warranty. Coverage is subject to limits and exclusions. See warranty for details.

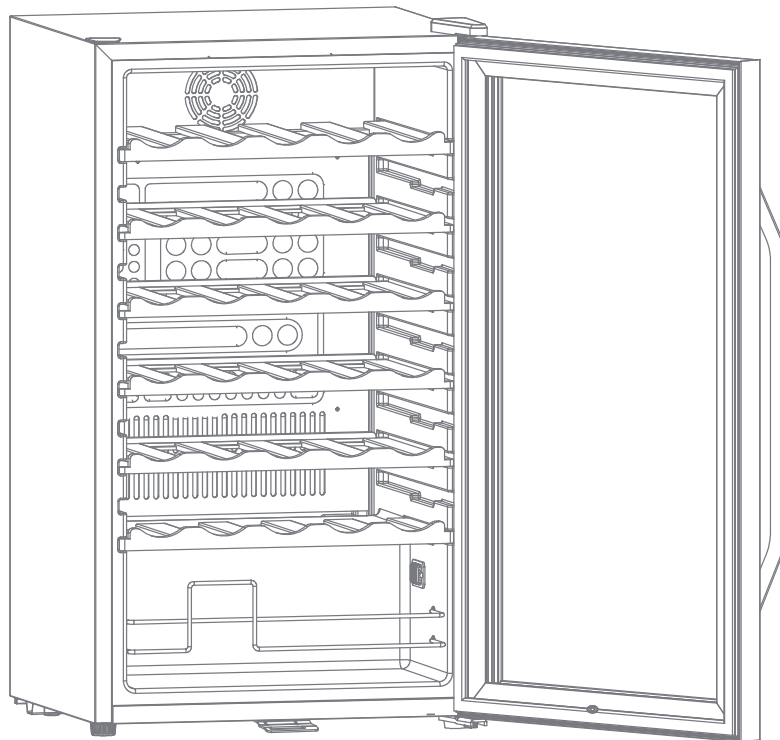
This product is the next best thing to having a real wine cooler in your home. It protects your favorite bottles and stores them at the precise recommended temperatures for red and/or white wines. The advanced compressor cooling system delivers the optimal environment for those special vintages, preserving their unique flavor and delicacy.

## TABLE OF CONTENTS

- 3 FEATURES**
- 4 SAFETY PRECAUTIONS**
- 5 PRODUCT OVERVIEW**
- 9 USAGE / CARE**
- 10 CARE / SPECS**
- 11 SPECS / TROUBLESHOOTING**
- 12 WARRANTY**
- 13 GET IN TOUCH!**

## WINE COOLER FEATURES

- Keeps red and/or white wines at their proper temperature
- Digital buttons for temperature control and LCD display
- Interior lighting with independent on/off control
- Celsius or Fahrenheit temperature display, adjustable by one-degree increments
- Chrome or wooden shelves are easy to pull out
- Tempered smoked glass door with stainless steel trim protects wines from UV rays
- Black metal exterior
- CFC-free solid polyurethane foam insulation
- Lockable door for added security and peace of mind



1. **⚠ WARNING: CHOKING HAZARD – Small parts.** This product contains small parts and is not suitable for children under 3 years old.
2. Remove all packaging before using this device. Please keep all packaging materials out of reach of children and pets.
3. Properly dispose of all packing materials immediately after unpacking product, as the bags used for packaging could present a suffocation or choking hazard.
4. Read all instructions carefully before attempting to operate this device. Improper usage could result in injury or a reduction in efficacy.
5. Never allow children to operate, play with, or crawl inside the appliance.
6. Keep all flammable liquids or materials away from this unit. Failure to do so may result in a fire or explosion.
7. Keep out of direct sunlight and away from heat sources.
8. Do not attempt to repair or replace any parts or service this unit unless specifically recommended in this User Guide.
9. Use only with a properly grounded, standard 115V 60Hz electrical outlet to avoid the risk of electrical shock.
10. Do not use with an extension cord.

#### IMPORTANT SETUP NOTES

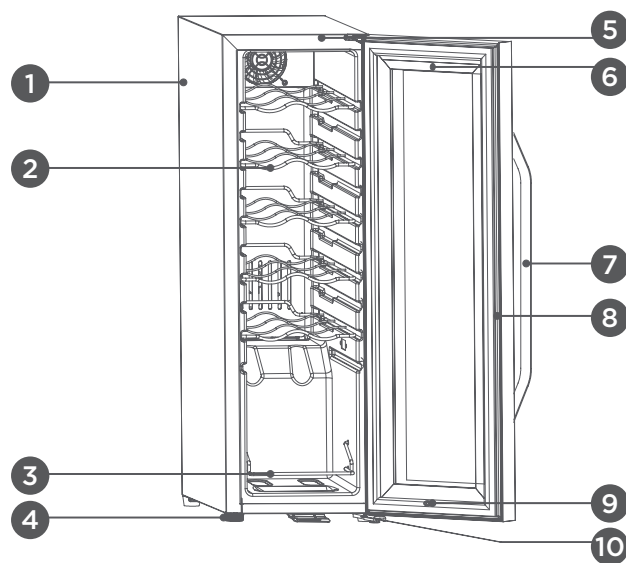
- Before plugging in your Wine Cooler, allow to stand upright for 3 hours.
- Place only on a level surface that will support the full weight once Wine Cooler has been fully loaded. You can ensure the unit is level by placing a small ball on top and checking to make sure it does not roll in any direction.
- Position in a dry, well-ventilated space with temperatures between 41°F – 90°F (5°C – 32°C).
- Leave a space of at least 6" in the back of the unit and 10" on both sides. Do not place any objects on top of the unit.
- Do not use without feet: the unit requires 2" of ground clearance.
- If you are discarding an old unit, remove its door and leave shelves in place to avoid an entrapment hazard.

*Please note: it is normal for your Wine Cooler to make a whirring sound that will cycle up when the compressor is working harder to chill your wine, and cycle down as the temperature levels off.*

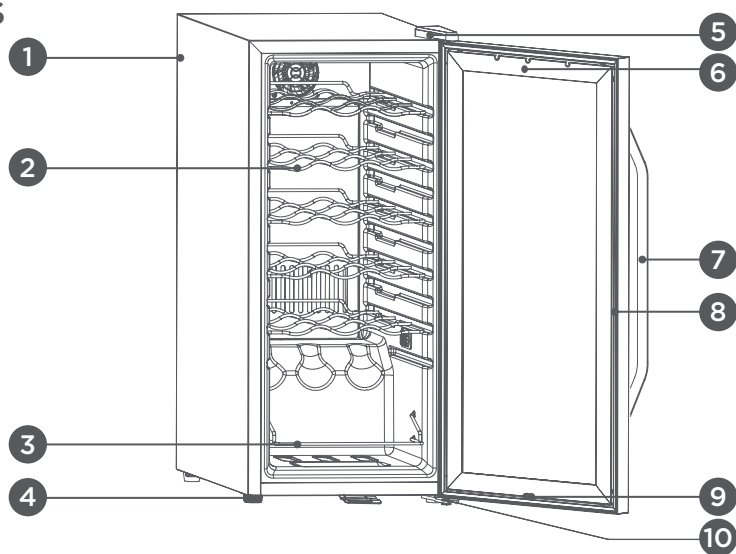
## GET TO KNOW YOUR WINE COOLER

- |                               |                 |
|-------------------------------|-----------------|
| 1 Exterior                    | 6 Control panel |
| 2 Shelves                     | 7 Door handle   |
| 3 Retainer bar                | 8 Door gasket   |
| 4 Feet                        | 9 Security lock |
| 5 Upper door hinge with cover | 10 Bottom hinge |

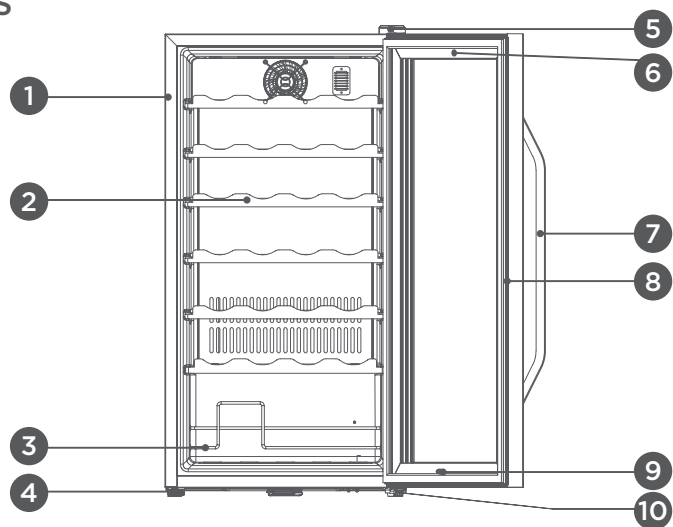
IVFWCC121LSS



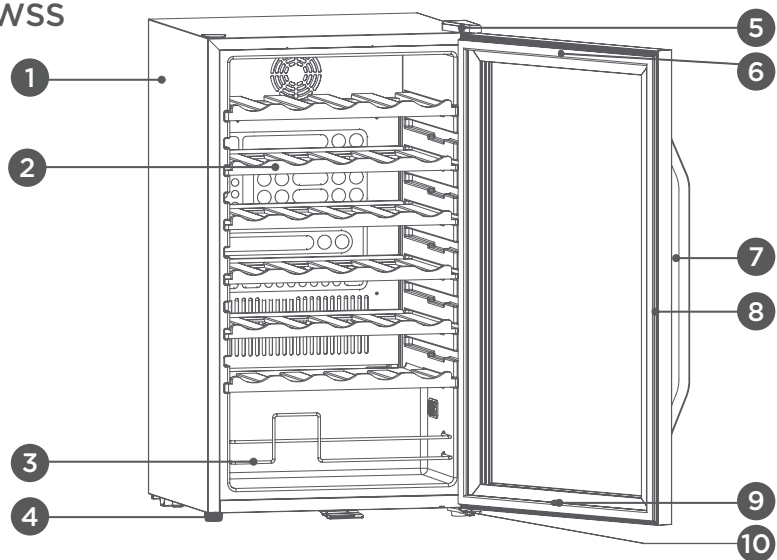
IVFWCC181LSS



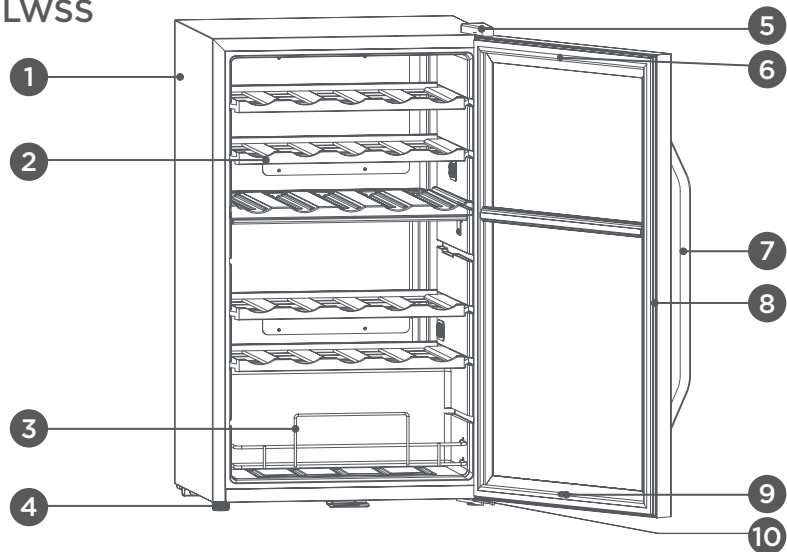
IVFWCC281LWSS



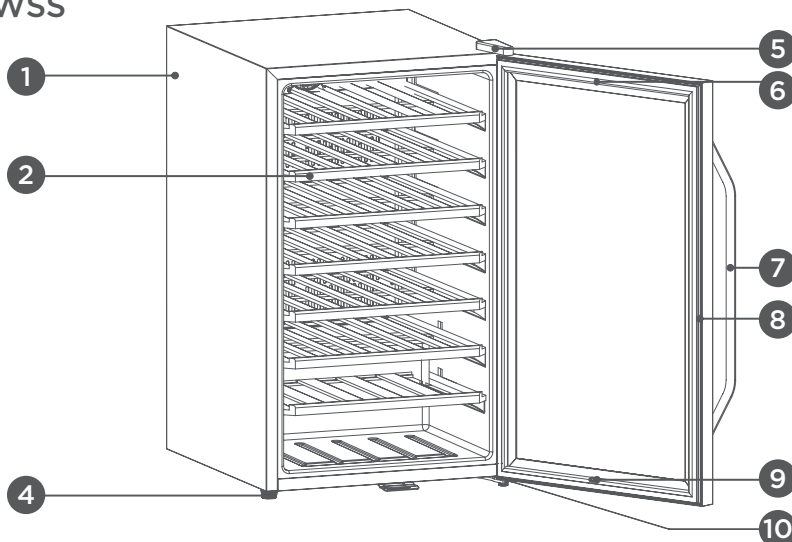
IVFWCC341LWSS



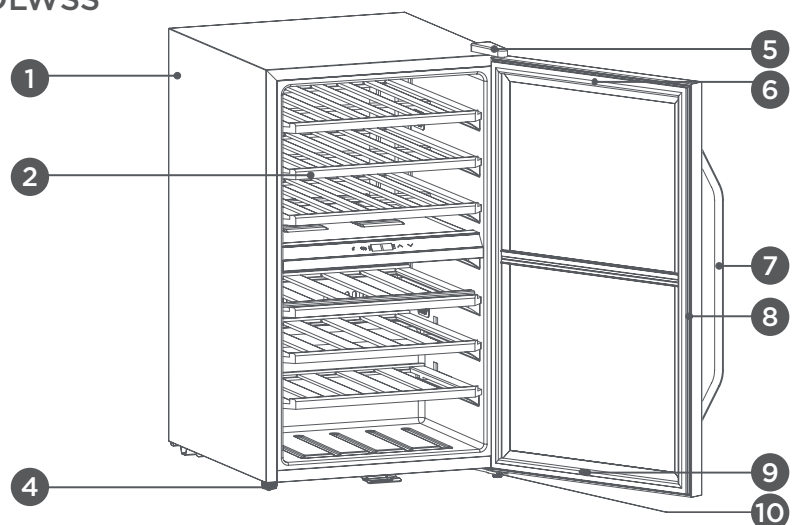
IVFWCC331DLWSS



IVFWCC511LWSS



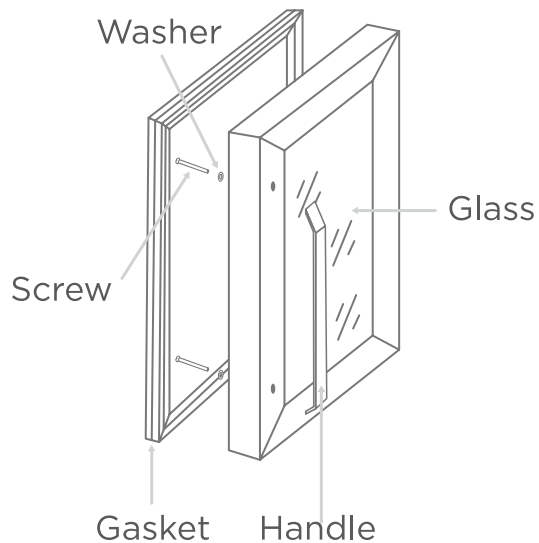
IVFWCC431DLWSS



Model	Storage Capacity	Temperature Range
IVFWCC121LSS	12 Standard Bottles	41-64°F (5-18°C)
IVFWCC181LSS	18 Standard Bottles	41-64°F (5-18°C)
IVFWCC281LWSS	28 Standard Bottles	41-64°F (5-18°C)
IVFWCC341LWSS	34 Standard Bottles	41-64°F (5-18°C)
IVFWCC331DLWSS	33 Standard Bottles Dual Zone	Upper Zone: 54-64°F (12-18°C) Lower Zone: 41-57°F (5-14°C)
IVFWCC511LWSS	51 Standard Bottles	41-64°F (5-18°C)
IVFWCC431DLWSS	43 Standard Bottles Dual Zone	Upper Zone: 54-64°F (12-18°C) Lower Zone: 41-54°F (5-12°C)

## INSTALLING THE DOOR HANDLE

- The unit has been shipped with the door handle 7 securely stored inside, attached to the shelves.
- Gently pull the door gasket back from the screw holes where you will attach the handle.
- Use the two included screws and washers in order to fasten the door handle to the frame of the door.



## RECOMMENDED TEMPERATURE


	Fahrenheit	Celsius
Red Wines	57° - 65°	14° - 18°
White Wines, Champagnes and Sparkling Wines, and Dry Varietals	49° - 58°	9° - 14°
Rosé Wines	51° - 53°	10° - 11°



## USING YOUR CONTROL PANEL

Single zone models:

IVFWCC121LSS/IVFWCC181LSS/IVFWCC281LWSS/  
IVFWCC341LWSS/IVFWCC511LWSS



Dual zone models:

IVFWCC331DLWSS/IVFWCC431DLWSS



1. Set the temperature inside the wine cellar by pressing the ▲ (increase) and ▼ (decrease) buttons to adjust the temperature in 1° increments.
2. You can switch the temperature display from Fahrenheit to Celsius and vice versa by pressing and holding the ❄️ button for 2 seconds.
3. Turn the interior light on or off by pressing the light bulb button 📡. The light will turn off automatically if it remains on for 10 minutes. Press the button again to turn it back on.

For IVFWCC331DLWSS/IVFWCC431DLWSS dual zone models, press the button ⚙️ once to switch between controls for the upper zone or lower zone.

## DE-ICING YOUR WINE COOLER

- The unit's Auto Defrost feature should prevent ice accumulation from occurring.
- However, should ice accumulation occur, you can do the following:
  - Unplug the Wine Cooler
  - Wait for all ice to melt
  - Once melting is complete, remove water from the unit and allow it to fully dry.
  - Plug in and restart the unit

## HOW TO CLEAN YOUR WINE COOLER

### TO CLEAN THE EXTERIOR:

- Unplug before cleaning.
- Do not use abrasive cleaning products.
- Wash only the cabinet exterior with mild soap and water and rinse thoroughly.
- Clean the glass door with glass cleaner or mild soap and water and a soft cloth.
- Wipe the control panel with a damp cloth and dry thoroughly. To avoid damaging the panel, do not use cleaning sprays or over-saturate the panel.

### TO CLEAN THE INTERIOR:

- Unplug before cleaning.
- Do not use abrasive cleaning products.
- Cleaning the door gasket:
  - Use mild soap or baking soda solution
  - Rinse well
  - Apply a thin layer of petroleum jelly to the gasket at the hinge side to prevent sticking
- Use a warm water and baking soda solution inside the unit (about one tablespoon of baking soda to one quart of water) to clean and neutralize odors.

---

## TECHNICAL SPECIFICATIONS

### IVFWCC121LSS:

**Power Supply:** 115V 60Hz

**Rated Power:** 95W

**Unit Dimensions (W x D x H):**

9.9 x 17.7 x 31.2 in.

(252 x 450 x 792 mm)

**Net Weight:** 37.5 lbs. (17 kg)

### IVFWCC181LSS:

**Power Supply:** 115V 60Hz

**Rated Power:** 95W

**Unit Dimensions (W x D x H):**

13.6 x 17.7 x 30.3 in.

(345 x 450 x 770 mm)

**Net Weight:** 43 lbs. (19.51 kg)

### IVFWCC281LWSS :

**Power Supply:** 115V 60Hz

**Rated Power:** 95W

**Unit Dimensions (W x D x H):**

16.9 x 17.7 x 33.1 in.

(430 x 450 x 840 mm)

**Net Weight:** 49.6 lbs. (22.5 kg)

### IVFWCC331DLWSS:

**Power Supply:** 115V 60Hz

**Rated Power:** 65W

**Unit Dimensions (W x D x H):**

19.5 x 16.9 x 33.4 in.

(495 x 430 x 848 mm)

**Net Weight:** 59.5 lbs. (27 kg)

IVFWCC341LWSS:

**Power Supply:** 115V 60Hz

**Rated Power:** 90W

**Unit Dimensions (W x D x H):**

18.7 x 17.3 x 33.1 in.

(474 x 440 x 840 mm)

**Net Weight:** 50.7 lbs. (23 kg)

IVFWCC431DLWSS:

**Power Supply:** 115V 60Hz

**Rated Power:** 90W

**Unit Dimensions (W x D x H):**

19.5 x 22.3 x 33.4 in.

(495 x 565 x 848 mm)

**Net Weight:** 75 lbs. (34 kg)

IVFWCC511LWSS:

**Power Supply:** 115V 60Hz

**Rated Power:** 90W

**Unit Dimensions (W x D x H):**

19.5 x 22.3 x 33.4 in.

(495 x 565 x 848 mm)

**Net Weight:** 75 lbs. (34 kg)

## TRUBLESHOOTING

### **If the unit doesn't work:**

Check to make sure the power supply has the correct voltage. Also check to make sure there isn't a circuit breaker that has been tripped or a blown fuse.

### **If the unit isn't getting cold enough:**

Make sure the temperature settings are adjusted correctly. If so, the room in which the unit is operating might be too hot. Also check whether the door has been opened too frequently or has not been completely closed. Check the seal on the door to make sure it is intact. Make sure the unit has sufficient clearance on all sides.

### **If the unit vibrates or makes excessive noise:**

Make sure the unit has been placed on a level, stable surface. Also check to make sure the fan is working properly.

### **If the LED display is not working or shows an error message:**

Check to see if the unit is plugged in properly. If so, there may be a problem with the main circuit board that requires professional servicing.

### **If the buttons don't work:**

The Control Panel may be damaged.

## WARRANTY INFORMATION

### LIMITED WARRANTY ON IVATION® FREESTANDING WINE COOLER

THIS LIMITED WARRANTY GIVES YOU SPECIFIC LEGAL RIGHTS AND YOU MAY ALSO HAVE OTHER RIGHTS, WHICH VARY FROM STATE TO STATE.

WE WARRANT THAT DURING THE WARRANTY PERIOD, THE PRODUCT WILL BE FREE FROM DEFECTS IN MATERIALS AND WORKMANSHIP.

### LIMITATION OF LIABILITY

TO THE EXTENT NOT PROHIBITED BY LAW, THIS WARRANTY IS EXCLUSIVE AND IN LIEU OF ALL OTHER WARRANTIES, ORAL, WRITTEN, STATUTORY, EXPRESS OR IMPLIED. EXCEPT FOR THE EXPRESS WARRANTIES CONTAINED IN THIS LIMITED WARRANTY STATEMENT AND TO THE EXTENT NOT PROHIBITED BY LAW, WE DISCLAIM ALL OTHER WARRANTIES, EXPRESSED OR IMPLIED, STATUTORY OR OTHERWISE, INCLUDING WITHOUT LIMITATION, THE WARRANTIES OF MERCHANTABILITY AND FITNESS FOR A PARTICULAR PURPOSE. SOME STATES DO NOT ALLOW DISCLAIMERS OF IMPLIED WARRANTIES, SO THIS DISCLAIMER MAY NOT APPLY TO YOU. TO THE EXTENT SUCH WARRANTIES CANNOT BE DISCLAIMED UNDER THE LAWS OF YOUR JURISDICTION, WE LIMIT THE DURATION AND REMEDIES OF SUCH WARRANTIES TO THE DURATION OF THIS EXPRESS LIMITED WARRANTY.

OUR RESPONSIBILITY FOR DEFECTIVE GOODS IS LIMITED TO REPAIR, REPLACEMENT OR REFUND AS DESCRIBED BELOW IN THIS WARRANTY STATEMENT.

**WHO MAY USE THIS WARRANTY?** C&A Marketing, Inc. located at 114 Tived Lane East, Edison, NJ (“**we**”) extend this limited warranty only to the consumer who originally purchased the product (“**you**”). It does not extend to any subsequent owner or other transferee of the product.

**WHAT DOES THIS WARRANTY COVER?** This limited warranty covers defects in materials and workmanship of the Ivation® Freestanding Wine Cooler (the “**product**”) for the Warranty Period as defined below.

**WHAT DOES THIS WARRANTY NOT COVER?** This limited warranty does not cover any damage due to: (a) transportation; (b) storage; (c) improper use; (d) failure to follow the product instructions or

to perform any preventive maintenance; (e) modifications; (f) unauthorized repair; (g) normal wear and tear; or (h) external causes such as accidents, abuse, or other actions or events beyond our reasonable control.

**WHAT IS THE PERIOD OF COVERAGE?** This limited warranty starts on the date of your purchase and lasts for one year (the “**Warranty Period**”). The Warranty Period is not extended if we repair or replace the product. We may change the availability of this limited warranty at our discretion, but any changes will not be retroactive.

**WHAT ARE YOUR REMEDIES UNDER THIS WARRANTY?** With respect to any defective product during the Warranty Period, we will, at our sole discretion, either: (a) repair or replace such product (or the defective part) free of charge or (b) refund the purchase price of such product if an exchange unit cannot be provided.

**HOW DO YOU OBTAIN WARRANTY SERVICE?** To obtain warranty service, you must contact us at 1-866-849-3049 or by email at [info@myivation.com](mailto:info@myivation.com) during the Warranty Period to obtain a Defective Merchandise Authorization (“**DMA**”) number. No warranty service will be provided without a DMA number and return shipping costs to our facilities shall be assumed by you, the purchaser. Shipping costs of the replacement unit to you shall be assumed by us.

---

## GET IN TOUCH!

✉ [info@myivation.com](mailto:info@myivation.com)

☎ 1-866-849-3049

IVATION is a trademark of C&A IP Holdings, LLC, in the U.S, Canada, and the E.U.

All other products, brand names, company names, and logos are trademarks of their respective owners, used merely to identify their respective products, and are not meant to connote any sponsorship, endorsement or approval.

Distributed by C&A Marketing, Inc., 114 Tived Lane East, Edison, NJ 08837.  
MADE IN CHINA

© 2020. C&A IP Holdings, LLC. All Rights Reserved.