



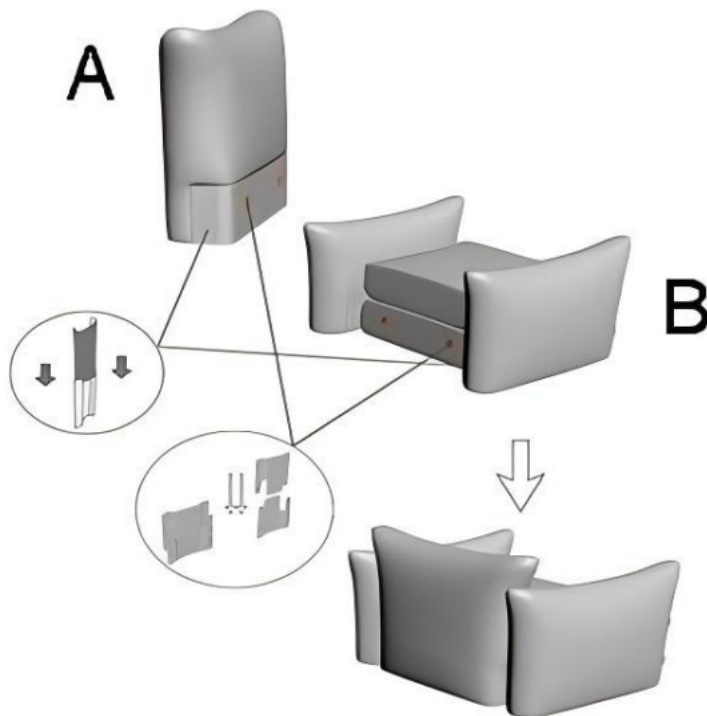
ASSEMBLY INSTRUCTION

Stripe Accent Chair



PART LIST

No.	Picture	Description	QTY
A		Back	1
B		Seat&Arm	1




- Read instructions, cover to cover.



- Have 2 adults on hand for assembly.



- Do not assemble on flooring or carpet.



- Assemble on a clean non-marring surface (Packing Foam) .



- Save all packaging until finished.