


ASSEMBLY INSTRUCTION

Friendly Reminder:

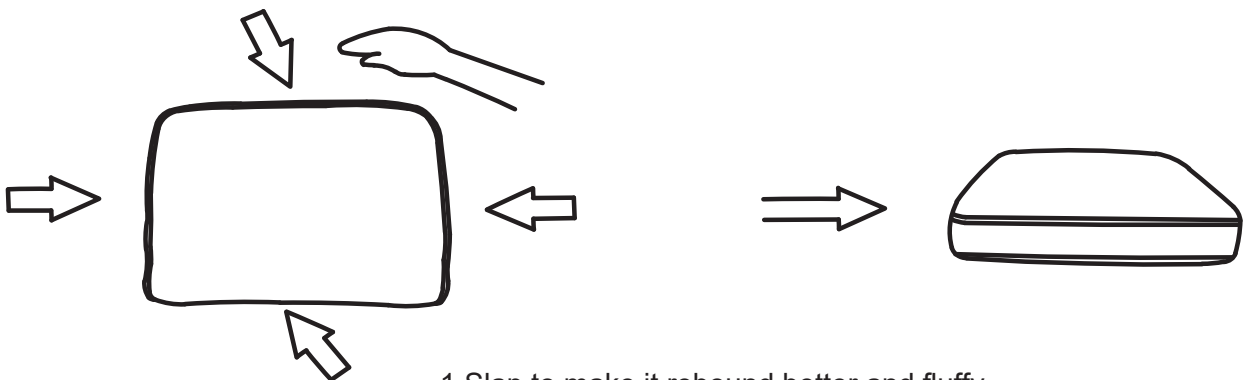
- 1.This sofa is packed in 3 boxes. Please assemble it After all boxes are received.
- 2.As the cushions are all vacuum compressed,there will be some wrinkles. Please give your cushions up to 72 hours to reach its original size and the wrinkles will basically disappear.
- 3.Please do not open the compressed packages until your sofa frame is completely assembled.



TIPS:

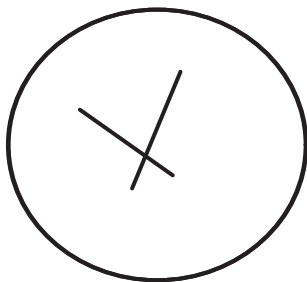
1. Due to package compression for better shipment, the fabric may have wrinkles, these wrinkles will gradually disappear.

2. Please be patient and wait for the sofa to return to its fluffy state, which will take anywhere from 72 hours to a week.



1. Slap to make it rebound better and fluffy.

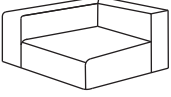
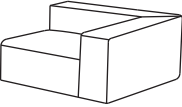
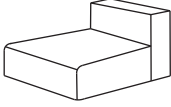
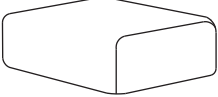

2. Knead your cushion like giving your cushion a massage while allowing the air to flow through the foam.



At least 72h

It might takes up to 72 hours, please be patient.

PART LIST:

NO	DESCRIPTION	SKETCH	QTY	
A	LEFT CORNER SEAT FRAME		1PC	N723P234214: A*1 D*1 E*1 N723P234215: B*1 D*1 E*1 N723P234216: C*2 E*2
B	RIGHT CORNER SEAT FRAME		1PC	
C	SINGLE SEAT FRAME		2PCS	
D	OTTOMAN		2PCS	
E	PILLOW		4PCS	

COMPLETE

