


DIMENSIONS



OPTIONAL DECK PLATE

Purchase 6" faucet deck plate separately to cover the pre-existing holes.



KFC100BB

ADDITIONAL INFORMATION

SUPPLY LINES

Included+Pre-assembled

MAXIMUM DECK THICKNESS

1-7/8" (48mm)

HOLE SIZE

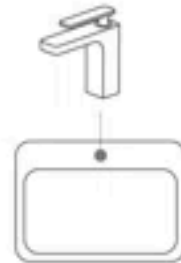
1-3/8" (33-38mm)

WATER SUPPLY CONNECTION

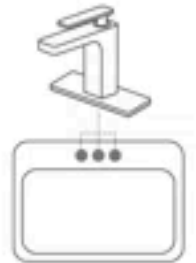
3/8" Compression thread

HOLES FOR INSTALLATION

1
HOLE



3
HOLES



COMBOS OR SINGLE



C-KBF1030BB-KPW100BB
With Drain

OR



KBF1030BB
Without Drain