

Tools Recommended

**EN\_IMPORTANT, RETAIN FOR FUTURE REFERENCE: READ CAREFULLY.**

**FR\_IMPORTANT: A LIRE ATTENTIVEMENT ET À CONSERVER POUR CONSULTATION ULTÉRIEURE.**

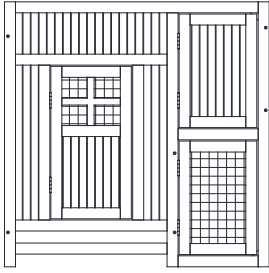
**ES\_IMPORTANTE, LEA Y GUARDE PARA FUTURAS REFERENCIAS.**

**PT\_IMPORTANTE, RETER PARA REFERÊNCIA FUTURA: LEIA ATENTAMENTE.**

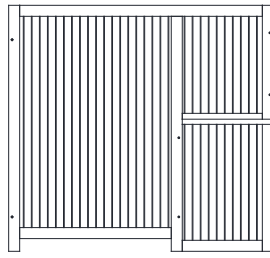
**DE\_WICHTIG! SORGFÄLTIG LESEN UND FÜR SPÄTER NACHSCHLAGEN AUFBEWAHREN.**

**IT\_IMPORTANTE! CONSERVARE IL PRESENTE MANUALE PER FUTURO RIFERIMENTO E LEGGERLO ATTENTAMENTE.**


1 x 1



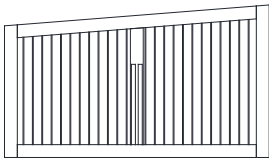
2 x 1



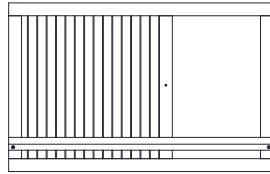
3 x 1



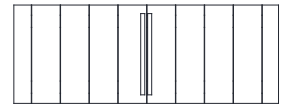
4 x 1



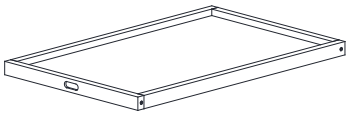
5 x 1



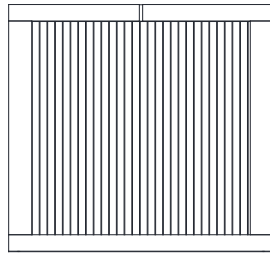
6 x 1



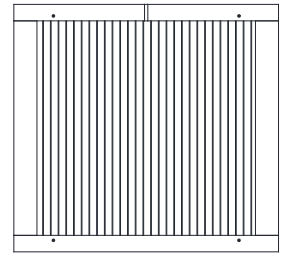
7 x 1



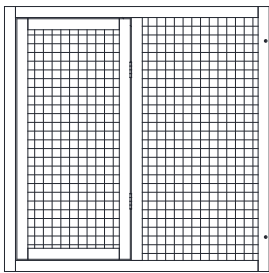
8 x 1




9 x 1



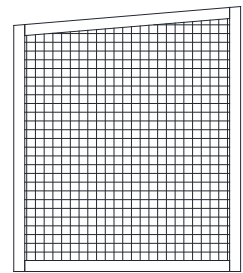
10 x 1



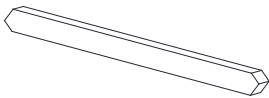
11 x 1




12 x 1



17 x 1



14 x 1



**A x32**  
M3.0x12  
+2(spare)



**B x20**  
M3.5x35  
+2(spare)



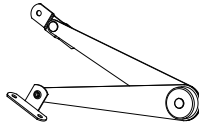
**C x 2**  
M3.5x45



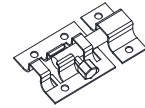
**D x 4**  
M3.5x55



**E x 1**



**F x 4**



**EN**\_Do not confuse similar screws. Do not tighten bolts fully until all parts are connected!

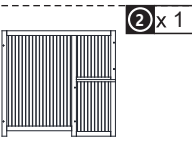
**FR**\_Ne pas confondre des vis similaires. Ne serrez pas les boulons à fond tant que toutes les pièces ne sont pas connectées!

**ES**\_No confunda tornillos similares. No apriete los tornillos completamente hasta que todas las partes están conectadas!

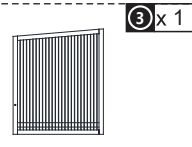
**DE**\_Verwechseln Sie ähnliche Schrauben nicht. Ziehen Sie die Schrauben erst fest an, wenn alle Teile verbunden sind!

**IT**\_Non confondere le viti simili. non serrare completamente i bulloni fino a tutte le parti non sono ancora collegate!

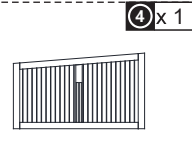
**NOTE**



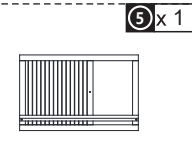
**2 x 1**



**3 x 1**



**4 x 1**

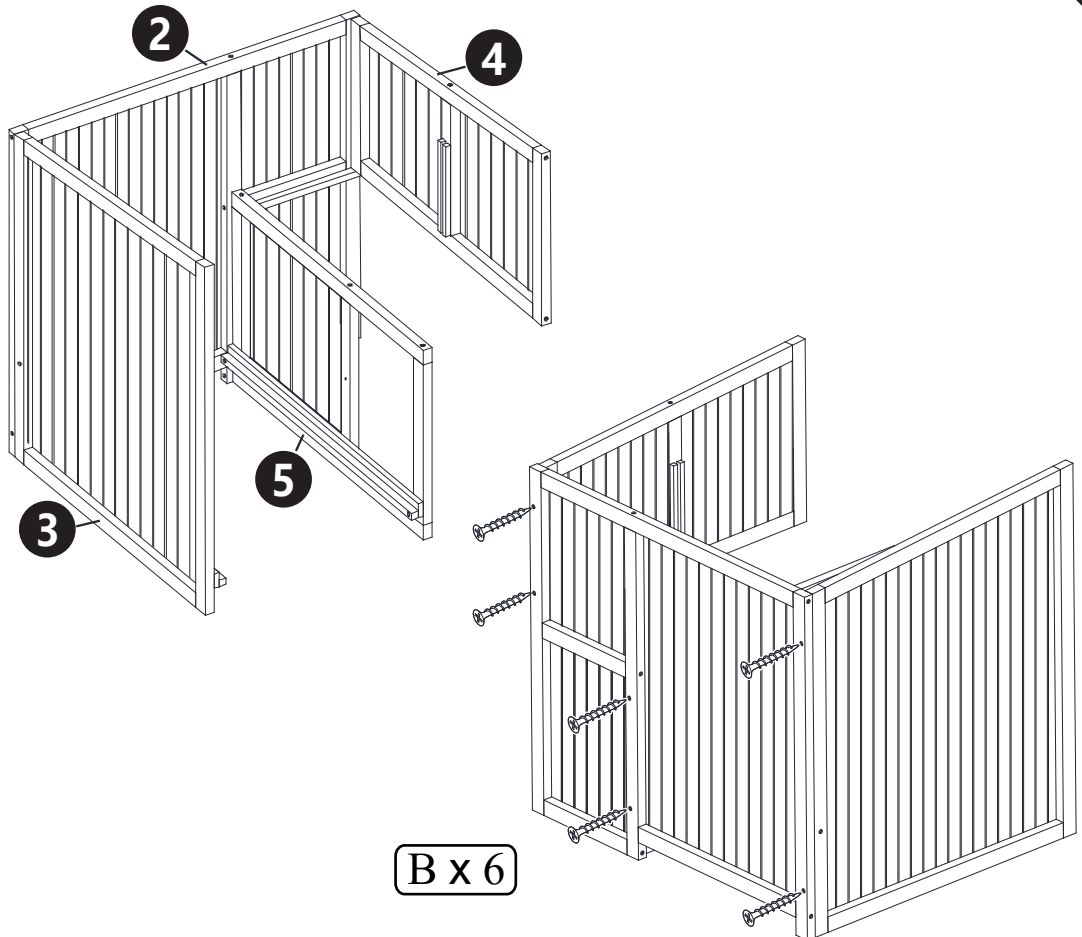


**5 x 1**

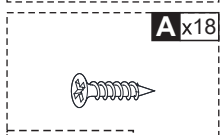
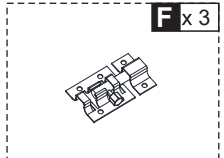
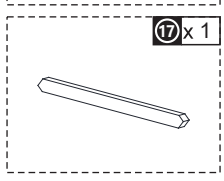
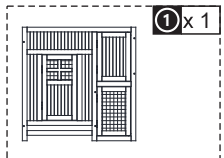
**B x 6**



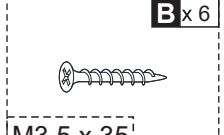
M3.5 x 35



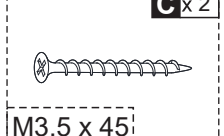
**01**



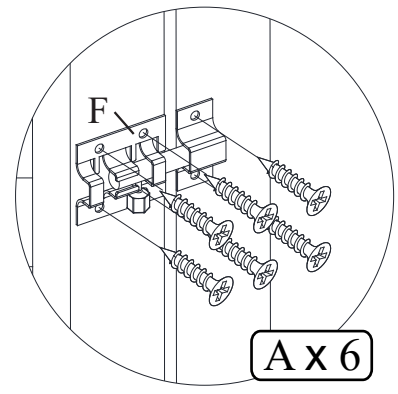
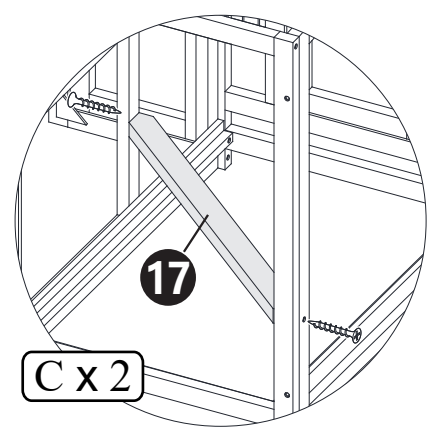
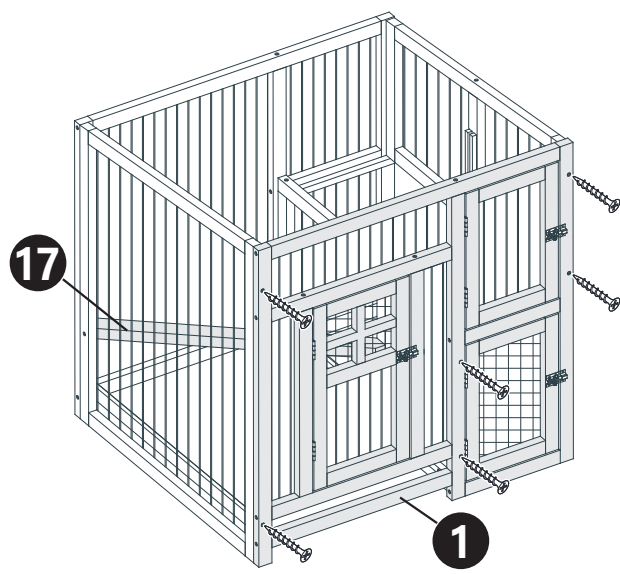
M3.0 x 16



M3.5 x 35



M3.5 x 45



B x 6

