

4410 BEVEL KNOB

1.25"



SPECIFICATIONS

STYLE	Traditional
CABINET KNOB DIAMETER	1.25
PROJECTION	1

4410 BEVEL KNOB

1.25"




ESTATE PORTFOLIO

Model Number:
4410.150.BIN

Key Features

- ✓ This family is available in a knob, and 4", 6", 12", and 18" Pull
- ✓ Solid brass construction, feeling the difference in quality in every piece of cabinet hardware.
- ✓ Nickel plating is oxidized and then hand relieved and lacquered to embody the look of treasured antiquity.
- ✓ Mounting Hardware included

FINISHES OPTIONS




Satin Nickel - 150, US15



Lifetime (PVD) Polished Nickel - 055




Polished Chrome - 260



Lifetime (PVD) Satin Brass - 044



Satin Black - 190



Venetian Bronze - 112, 11P



Non-lacquered Brass - 031

all measurements in inches

SPECIFICATIONS

STYLE	Traditional
CABINET KNOB DIAMETER	1.25
PROJECTION	1