


ITEM NO.DTTL1438

NOTE:

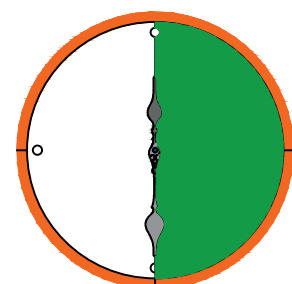
This brochure contains IMPORTANT safty info. Please read and keep for future reference.

MAINTAINANCE AND WARNING

- 1.Keep furniture away from heat sources.
- 2.Do not clean furniture with harsh cleaner or polishes.Do not use detergents,solvents,abrasives,spray packs or leather cleaner. Use non-color mild soa with warm water to clean spills(Mix 1:10 soap to water).
- 3.Do not place furniture under direct sunlight,material will possibly fade over time.
- 4.Do not use on site dry cleaning machine.Children should not climb or jump on the furniture.
- 5.Do not write on furniture that is not protectedby a padded barrier.
- 6.Not for commercial use,only for residential use.

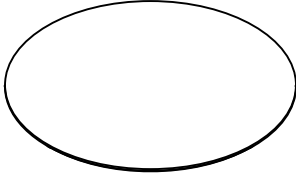



Weight Limitation
198 LBS

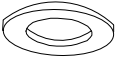

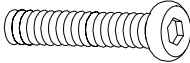



Around **30** min



PARTS LIST

A	x1	B	x4
			

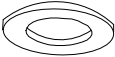

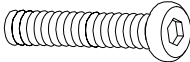
HARDWARE LIST

#1	x8	#2	x8	#3	x8	#4	x4
							
Ø5/16x20mm		Ø5/16x13mm		Ø5/16x2-3/8"		#4x25mm	

TOOL LIST

#5	x1	#6	x1
			
M4			

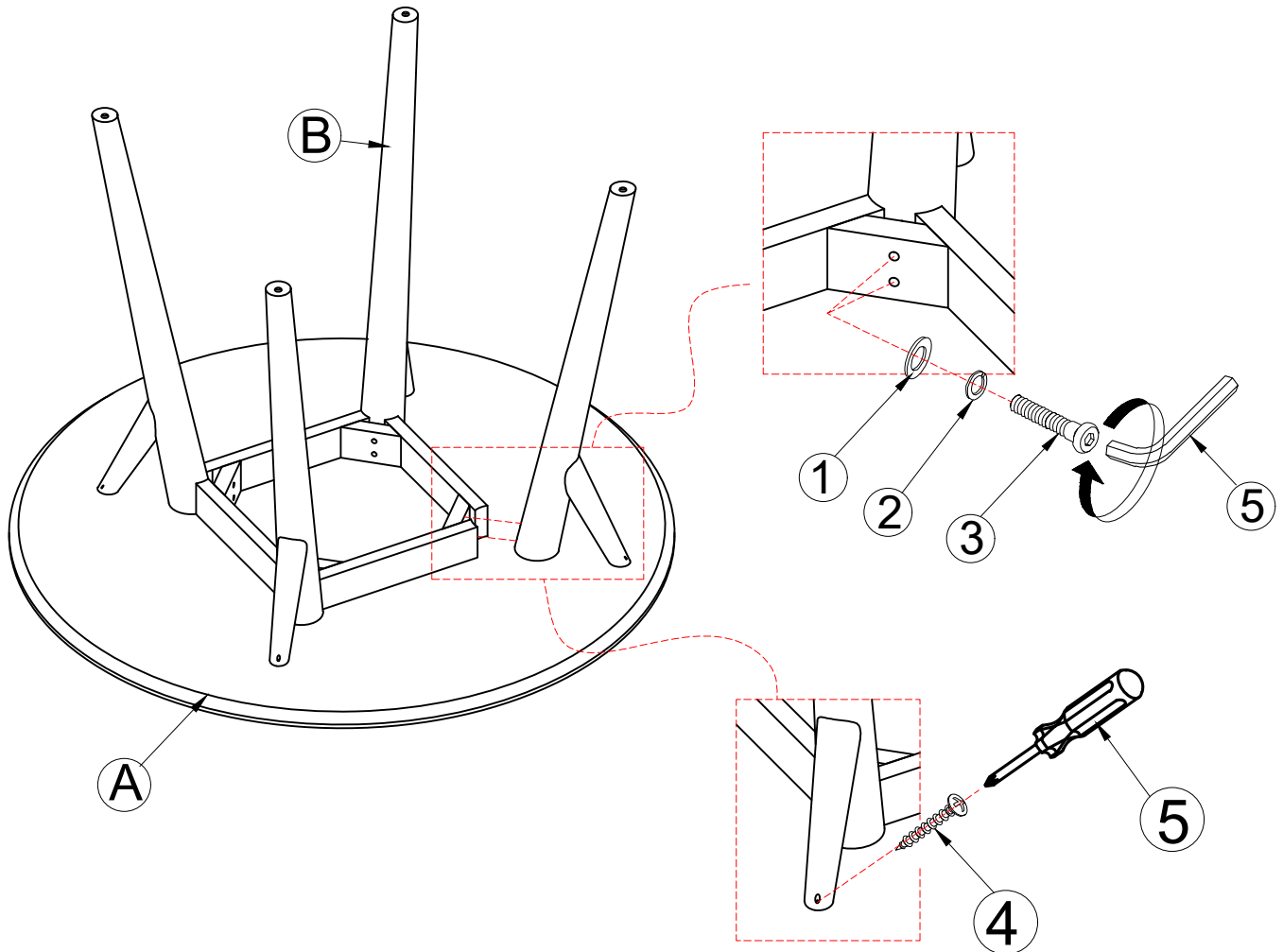
HARDWARE SPARE LIST




#1	x1	#2	x1	#3	x1
					
Ø5/16x20mm		Ø5/16x13mm		Ø5/16x2-3/8"	




ASSEMBLY INSTRUCTIONS


STEP- 1

Attach Leg (B) on the table top (A) by using Flat washer (1), Lock Washer (2), Bolt (3), with Allen Key (5) and screws (4) with Screwdriver (6) .



1		x8
2		x8
3		x8

4		x4
5		x1
6		x1

 After installation, please keep the table balanced, tighten all bolts.

WARRANTY

1. We strive to offer high-quality products, and we also try our best to satisfy each and every customer that orders from us with product or service as needed.
2. We provide 30 days warranty starting from the time you receive the item. Each customer must provide a record of their order such as the order number, or item receipt for any items that are out of the warranty period you may also still receive.
3. Replacement parts by purchasing them with our company if they are available.