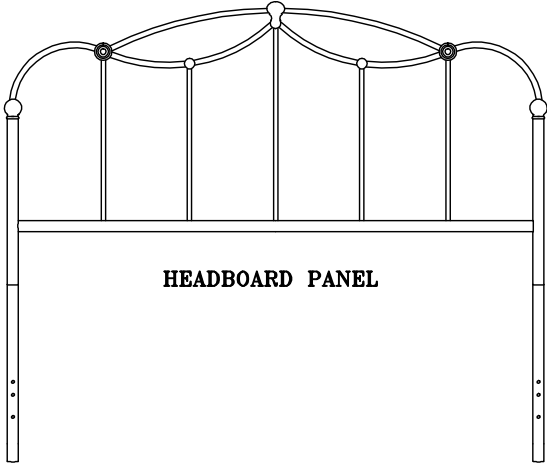


Parts List For Bed

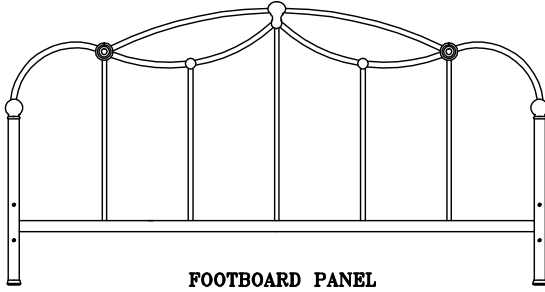
BED CARTON	HEADBOARD CARTON	PARTS LIST				
(10) HEADBOARD PANEL (11) FOOTBOARD PANEL PART HARDWARE BAG FOR BED ATTACHMENT TO FRAME	(10) HEADBOARD PANEL PART HARDWARE BAG FOR HEADBOARD ATTACHMENT TO FRAME	1	2	3	4	5
(1) 1/4-20 X 2" FLAT ALLEN HEAD SCREW-4 (2) 1/4-20 X 3/4" FLAT ALLEN HEAD SCREW-4 (3) 1/4-20 X 1/2" FLAT ALLEN HEAD SCREW-4 (4) 1/4-20 HEX NUT-4 (5) 1/4" ID X 5/8" OD FLAT WASHER-12 (6) ALLEN WRENCH (7) OPEN WRENCH (8) LEG EXTENSION-2 (9) PLASTIC GLIDE -4	(1) 1/4-20 X 2" FLAT ALLEN HEAD SCREW-4 (3) 1/4-20 X 1/2" FLAT ALLEN HEAD SCREW-4 (4) 1/4-20 HEX NUT-4 (5) 1/4" ID X 5/8" OD FLAT WASHER-8 (6) ALLEN WRENCH (7) OPEN WRENCH (8) LEG EXTENSION-2 (9) PLASTIC GLIDE -2					
NOTE: PLASTIC GLIDES COME PRE-INSTALLED	NOTE: PLASTIC GLIDES COME PRE-INSTALLED	6	7	8	9	
		10		11		

SAVE ALL PACKAGING MATERIALS UNTIL PRODUCT IS FULLY ASSEMBLED. HARDWARE AND SMALL PIECES MAY NOT BE SEEN AND COULD BE ACCIDENTALLY DISCARDED WITH PACKAGING MATERIALS.

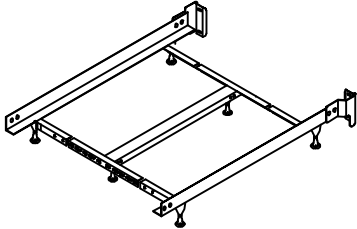
PRODUCT FULLY ASSEMBLED



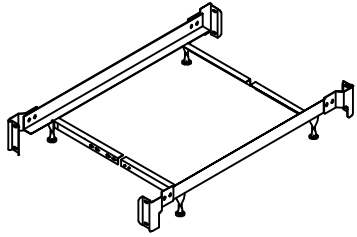
HEADBOARD PANEL



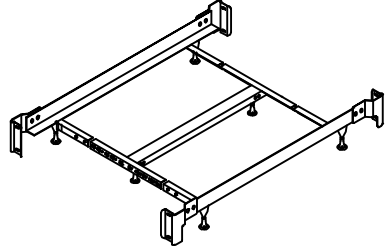
FOOTBOARD PANEL



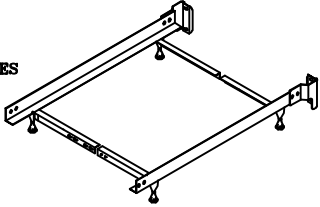
QUEEN - KING HEADBOARD ONLY FRAME FULLY ASSEMBLED FRAMES
NOTE: SEE INSTRUCTIONS INCLUDED IN FRAME CARTON FOR FRAME ASSEMBLY



TWIN - FULL BED FRAME FULLY ASSEMBLED
NOTE: SEE INSTRUCTIONS INCLUDED IN FRAME CARTON FOR FRAME ASSEMBLY



QUEEN - KING BED FRAME FULLY ASSEMBLED
NOTE: SEE INSTRUCTIONS INCLUDED IN FRAME CARTON FOR FRAME ASSEMBLY



TWIN - FULL HEADBOARD ONLY FRAME FULLY ASSEMBLED
NOTE: SEE INSTRUCTIONS INCLUDED IN FRAME CARTON FOR FRAME ASSEMBLY

FOR ASSISTANCE IN ASSEMBLY ONLY OF THIS PRODUCT. CALL OUR HELP DESK. PLEASE HAVE THE STYLE NUMBER AVAILABLE BEFORE YOU CALL. (STYLE # OR NAME CAN BE FOUND ON PACKING CARTON OR SALES RECEIPT.) OUR PRODUCT IS INSPECTED TO ENSURE IT IS IN GOOD CONDITION. IF YOUR FURNITURE APPEARS TO HAVE BEEN DAMAGED IN SHIPMENT OR YOU ARE IN NEED OF REPLACEMENT PARTS PLEASE CONTACT THE DEALER FROM WHOM YOU PURCHASED THE PRODUCT.