edishine

Floor Lamp

[Instruction Manual]

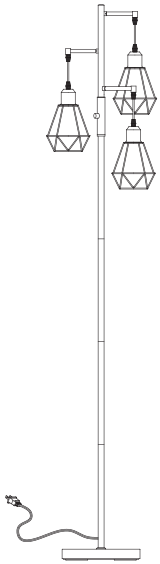

Please pay attention to the warning signs
Read the instructions with caution before operating
and keep it properly

V50716

CAUTION

1. Before assembly, place all parts on a clean flat surface and check each part for defects that may occur during shipping.
2. Inspect wire insulation for any cuts, abrasions or exposed copper that may have resulted from shipping. If there are any defects in the wire, DO NOTcontinue assembling. Please send an email to our Customer Service immediately.
3. Consult a qualified electrician if you have any electrical questions.
4. Never drape clothes over the lamp.
5. To reduce the possibility of tipping over, we recommend placing the lamp behind furniture and keeping children and pets away.
6. To prevent children from suffocating and choking, keep them away from packing materials.
7. Please keep this manual and hand it over when you transfer the product.

IMPORTANT SAFETY INSTRUCTIONS

This portable lamp has a polarized plug (one blade is wider than the other) as a safety feature to reduce the risk of electric shock. This plug will fit in a polarized outlet only one way. If the plug does not fit fully in the outlet,reverse the plug. If it still does not fit, contact a qualified electrician. Never use with an extension cord unless the plug can be fully inserted. Do not alter the plug.

PACKING LIST:

Part Number	Part Drawing	Part Describe	Quantity
①		Lampshade	3
②		Socket ring	3
③		Floor lamp	1
④	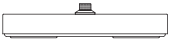	Base	1
⑤		Dimmable bulb	3

⑥		Instruction Manual	1

ASSEMBLY INSTRUCTIONS

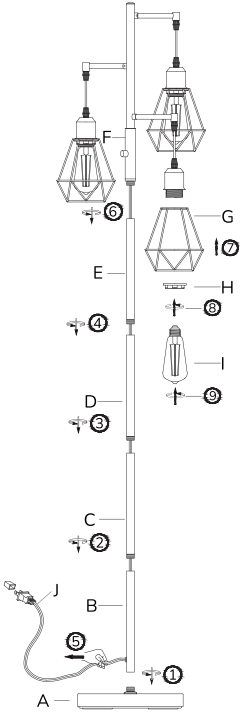

Before assembly, compared to the packing listing to make sure all parts are present;

1.Screw the Tube-B clockwise onto the part-A until tight, then screw the Tube-C-D-E-F together clockwise in turn as shown, and gently pull out the excess power cord from the Tube-B.

2. Screw the 3 lampshades (G) onto the base through the socket ring (H) until tight.

3. Install the 3 LED bulb(I) (Bulb included).

NOTE: If you need to replace the bulb and also want to dimming please buy Standard Medium E26 Dimmable LED bulbs.

Operating Instructions

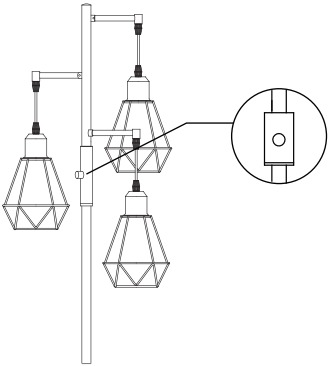

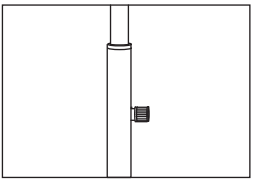



Specifications:

- Product Height: 70 IN
- Base Diameter: 9.8 IN
- Materials: Metal
- Input Voltage: 120VAC 60Hz
- Max.Load Power: Incandescent Bulb 60W or LED Bulb 12W
- Socket Type: Standard Medium E26
-LED Bulb: 4W,2700K dimmable bulb

One Year Limited Warranty

Supported by our professional R&D team and QC team, we provide One Year Warranty for materials and workmanship from the purchase date. Please note that the warranty does not cover damage caused by personal misuse or improper installation.
Please attach your Order ID and Name so that our dedicated customer service team can help you better.