
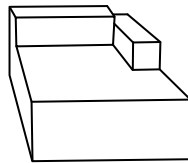



RIGHT CHAISE 2-PIECE SECTIONAL ASSEMBLY INSTRUCTION(TOTAL 2 BOXES)



A x 1 pc



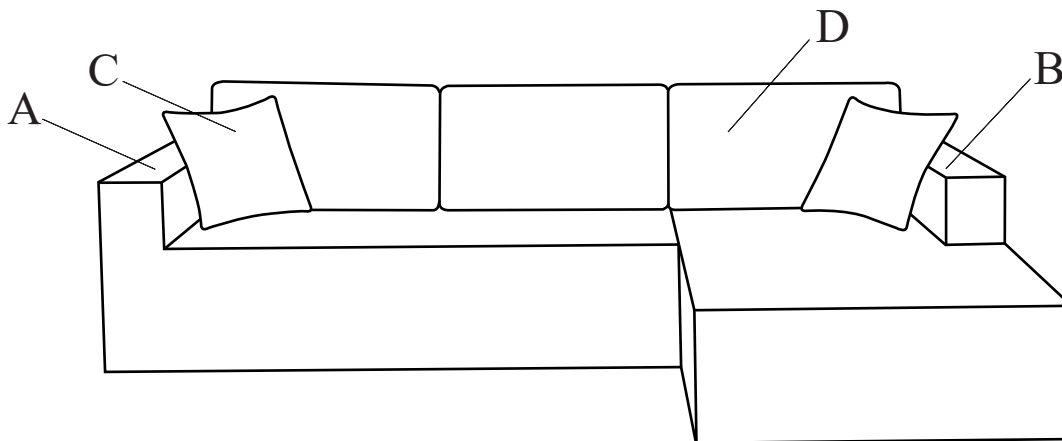
B x 1 pc



C x 2 pcs



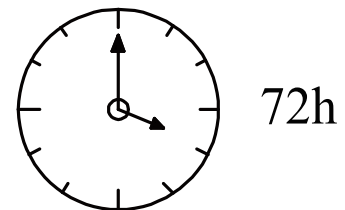
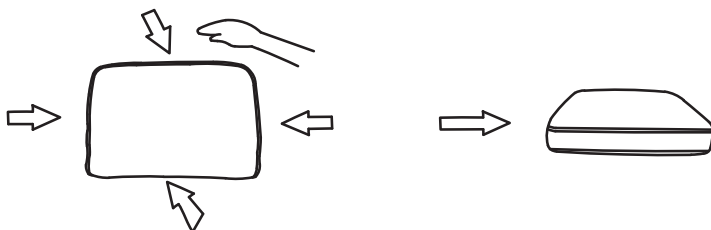
D x 3 pcs



STOP and please check that you have two boxes, Carton 1 of 2 and carton 2 of 2 BEFORE unpacking contents.

TIPS :

1. This sectional sofa comes in 2 separate boxes, carton 1 of 2 which contains the loveseat, and carton 2 of 2 which contains the chaise lounge. The cartons may be delivered separately. Please wait to receive both cartons before unpacking the contents.
2. The actual color of the materials may be slightly different from stock photos due to differences in lighting and screen settings.
3. This sofa-in-a-box has been vacuum packed for easier handling and shipping. The special vacuum-tolerant upholstery fabric may have wrinkles that will naturally be flattened with time.
4. Please remove all parts from the packaging and pat/fluff all parts to assist them with regaining airflow and their original shapes.
5. Please keep plastic bags away from children.



1. Pat to make it fluffy and assist with regaining its original shape.
2. Knead and fluff the cushions to allow air to flow through the foam.

Full decompression may take up to 72 hours.