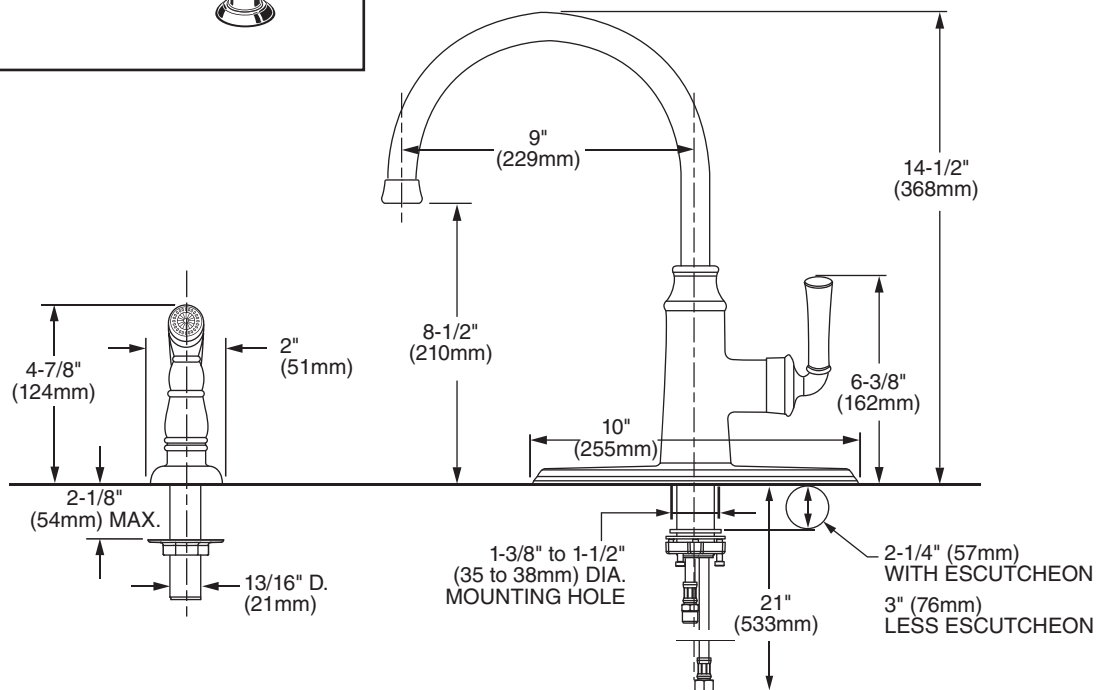




**MODEL NUMBER:**

❑ 4285.051 Kitchen Faucet



**GENERAL DESCRIPTION:**

Brass swivel spout and metal body, with metal lever handle. Washerless 35mm ceramic disc valve cartridge. Brass mounting shank with brass fixation ring. Braided flexible supply hoses with 3/8" compression connectors. 2.2 gpm/8.3L/min. maximum flow rate.

**PRODUCT FEATURES:**

**Ceramic Disc Valve Cartridge:** Assures smooth, precise valve control and a lifetime of drip-free, maintenance free performance.

**Brass Construction:** Highest quality faucet materials for durability & long life.

**Memory Position Valving:** Allows user to turn valve on and off at preferred temperature setting without readjusting handle position each time.

**Lead Free:** Faucet contains  $\leq 0.25\%$  total lead content by weighted average

**Choice of Finishes:** Lifetime finishes won't tarnish or scratch.

**SUGGESTED SPECIFICATION:**

Single control kitchen faucet shall feature a metal body, brass swivel spout and metal lever handle. Shall also feature washerless ceramic disc valve cartridge, flexible supply hoses. Fitting shall be American Standard Model # 4285.051.\_\_\_\_\_.

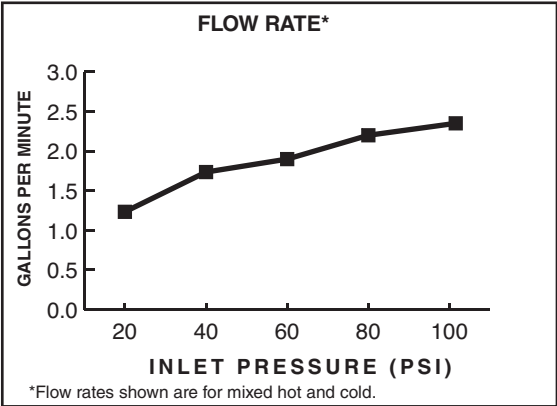


**PORTSMOUTH®**  
**SINGLE CONTROL KITCHEN FAUCET**  
**WITH SIDE SPRAY**

**CODES AND STANDARDS**


These products meet or exceed the following codes and standards:

**ANSI A117.1**  
**ASME A112.18.1**  
**NSF 61/Section 9 & Annex G**  
**CSA B125**



**2.2gpm/8.3L/min. FLOW RATE**

Product Number	Description	Finish Options		
		Polished Chrome	PVD Stainless Steel	Oil Rubbed Bronze
		002	075	224
4285.051	Single control kitchen faucet with side spray.			

 Meets the American Disabilities Act Guidelines and **ANSI A117.1** Requirements for the physically challenged.