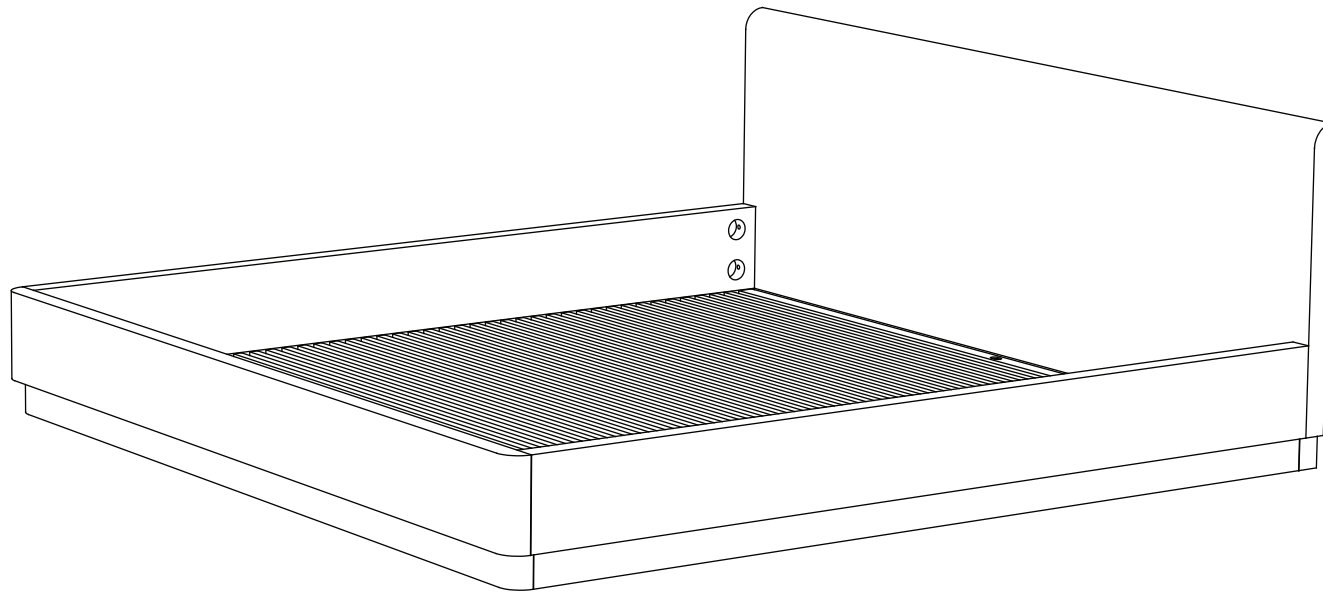


ASSEMBLY INSTRUCTIONS .

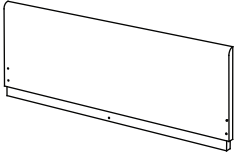
KING BED



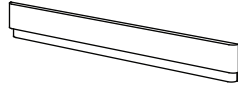
THANK YOU FOR YOUR PURCHASE !

PARTS AND HARDWARE .

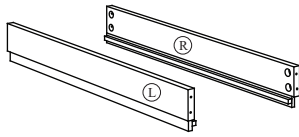
1. HEADBOARD x 1



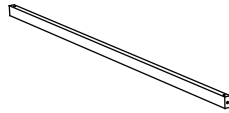
2. FOOTBOARD x 1



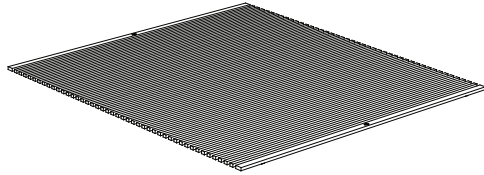
3. LEFT SIDERAIL x 1
RIGHT SIDERAIL x 1



4. SUPPORT BAR x 1



5. SLAT x 1



A. HALF MOON x 8PCS



B. HEX NUT M8 x 8PCS



C. WRENCH M13 x 1PCS



D. WOODEN DOWEL x 2PCS




E. ALLEN KEY M4 x 1PCS



F. BOLT (M6x25) x 2PCS



G. THREAD BOLT (M8x80) x 8PCS

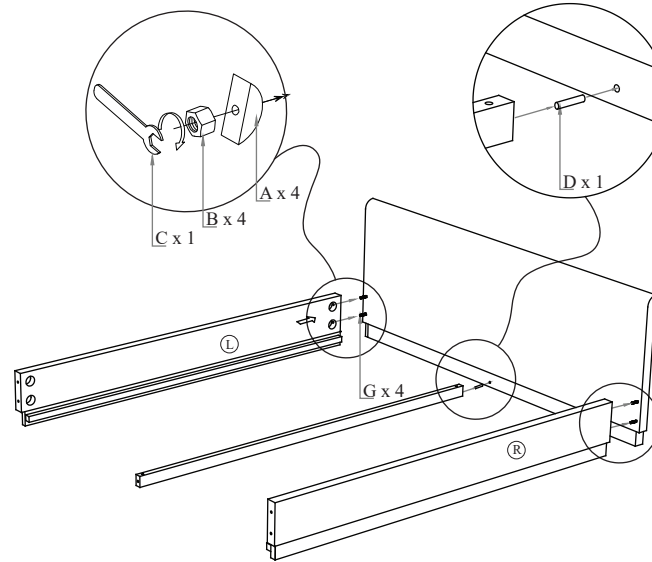


NOTES.

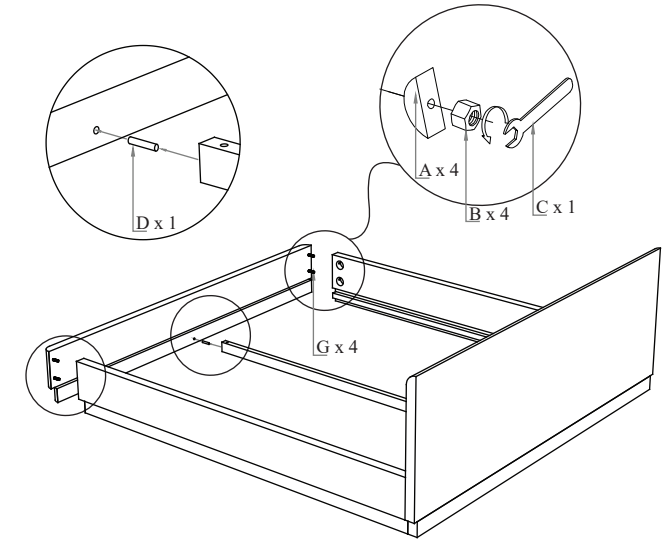
Thank you for purchasing this quality product !
Be sure to check all packing material carefully
for small part that may have come loose inside
the carton during shipping.

CAUTION: The item is heavy, assembly should
be performed by two people.

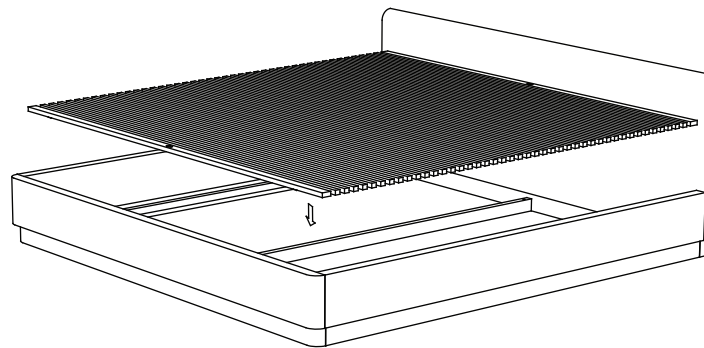
STEP 1.



STEP 2.



STEP 3.



STEP 4.

