





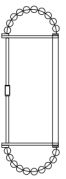






Step 1














Please use the parts list to ensure you are not missing any parts

V1800D20

PARTS LIST

part	picture	Description	Parts Number	Qty	Check List
ZA		4"Crossbar		1	
ZB		5.3"Canopy cover	CP10R53L3	1	
ZC		Canopy ring		1	
ZD		L59"CHAIN05T Twist Design	CHAIN05T	1	
ZE		Power Cord 12' SPT-1-18# Clear/Gold		1	
P1		Loop		1	
P2		Lamp body (1)		1	
P3		small cover		4	
P4		13.6"Threaded pipe		1	
P5		14"Metal tube		1	
P6		E12 Lampholder		14	

03

part	picture	Description	Parts Number	Qty	Check List
P7		15.5"Metal ring		1	
P8		Coupling Attach to the Frame		2	
P9		8.3"Iron bracket		4	
P10		4" Metal wire box		1	
P11		Lamp body (2)		1	
P12		3.3"Iron bracket		4	
P13		4.8"Threaded pipe		1	
P14		3.7"Metal tube		1	
P15		16"Bottom		1	
P16		Finiial		1	
A		1050-14#*3pcs		112	
B		1050-14#*18pcs		32	
C		701-40#		91	

04