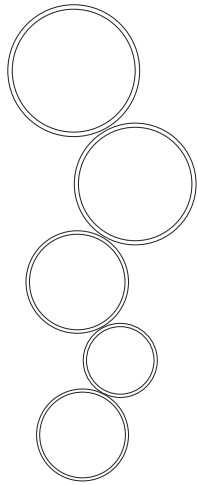


## CAT TREE INSTALLATION

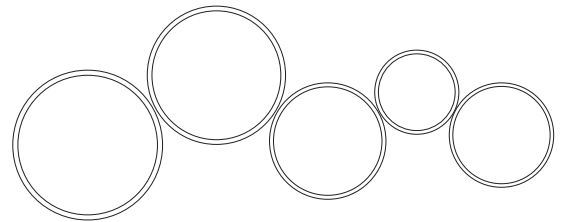
SP-WH5101GO

### MOUNTING OPTIONS:

①



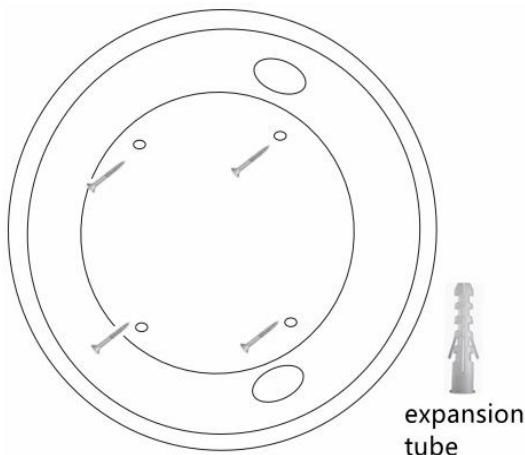
②



### INSTALLATION:

①

First put a wall-hung circle on the wall, then drill the hole based on the screw holes. Insert the expansion tube to the wall, use the screws to fix the wall-hung circle on the wall.



②

Assemble the wall hung circles on the wall one by one and repeat step 1.

