
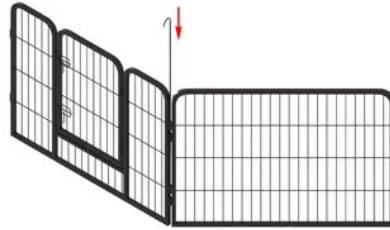
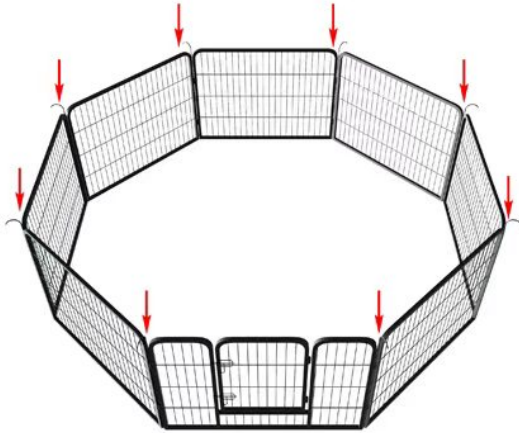


# Assembly Steps

## Step 1.

Insert metal rods between each two pieces to ensure the stability of the pet playpen. Strict quality control and design standards to ensure the safety, security and comfort of your pet.



## Step 2.

Steel panel with hinged door, with door latch for locking. Instead of taking apart/out to place your pet in the pen, simply use the doggie door.

