
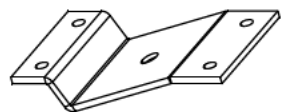
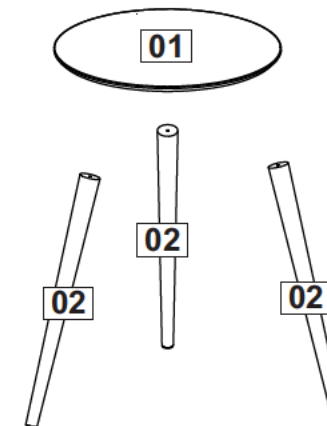
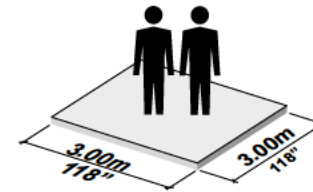


ASSEMBLY INSTRUCTIONS INSTRUCCIONES DE MONTAJE



HARDWARE LIST / LISTA DE HERRAJES

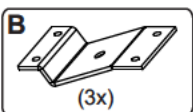
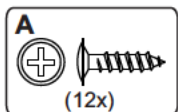
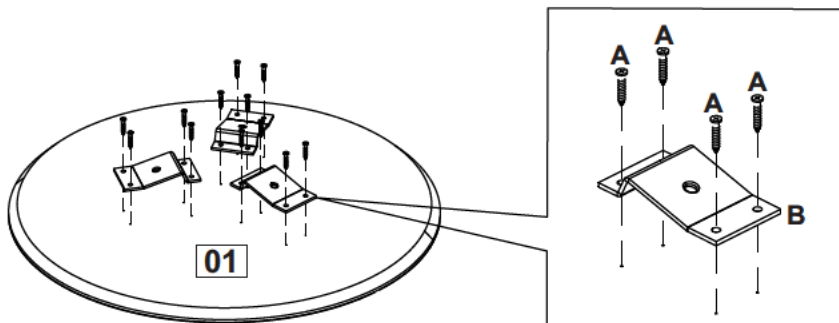
ID	IMAGE REFERENCE IMAGEN REFERENCIA	# OF PIECES CANTIDAD
A	 4,5 x 14mm	12
B	 4,5 x 45mm	03



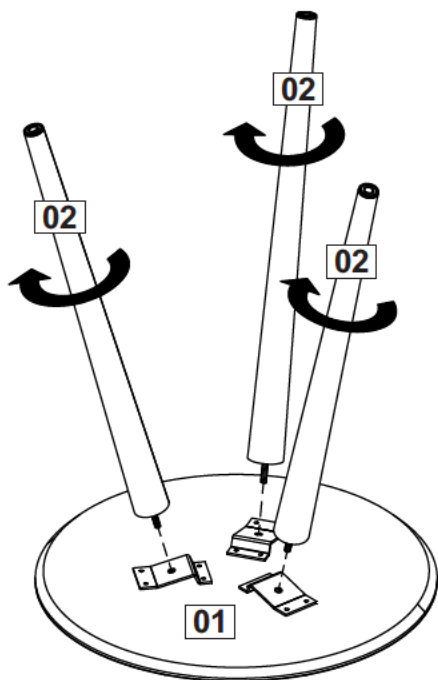
Dimension (mm)/Dimensión (mm)

ID	Description / Denominación	# Of Pieces Cantidad	REF. 24600	REF. 24601	REF. 24602	REF. 24603
01	Top/Tapa	01	Ø500x15	Ø700x15	Ø900x15	Ø450x15
02	Feet/Pata	03	575x45x25	340x45x25	260x45x25	520x45x25

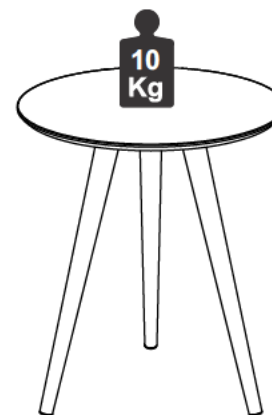
1 Step Paso



2 Step Paso



3 Step Paso



Maintenance Tips / Dicas para Conservación

*To clean or remove stains, use a piece of flannel dampened with a water and alcohol solution, in the same proportion.

*Avoid direct sunlight.

*Para limpiar o sacar manchas, utilice una flanela humedecida en solución de agua y alcohol, en la misma proporción.

*Evite la exposición directa al sol.