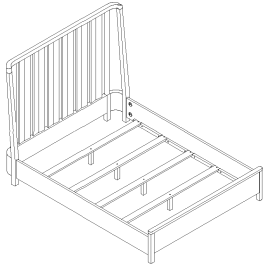
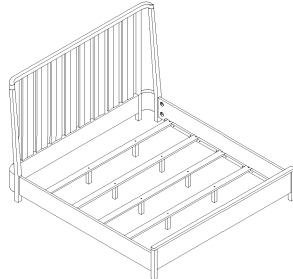


ASSEMBLY INSTRUCTION

SLAT BED



5/0 HDBD-FTBD W/RAILS

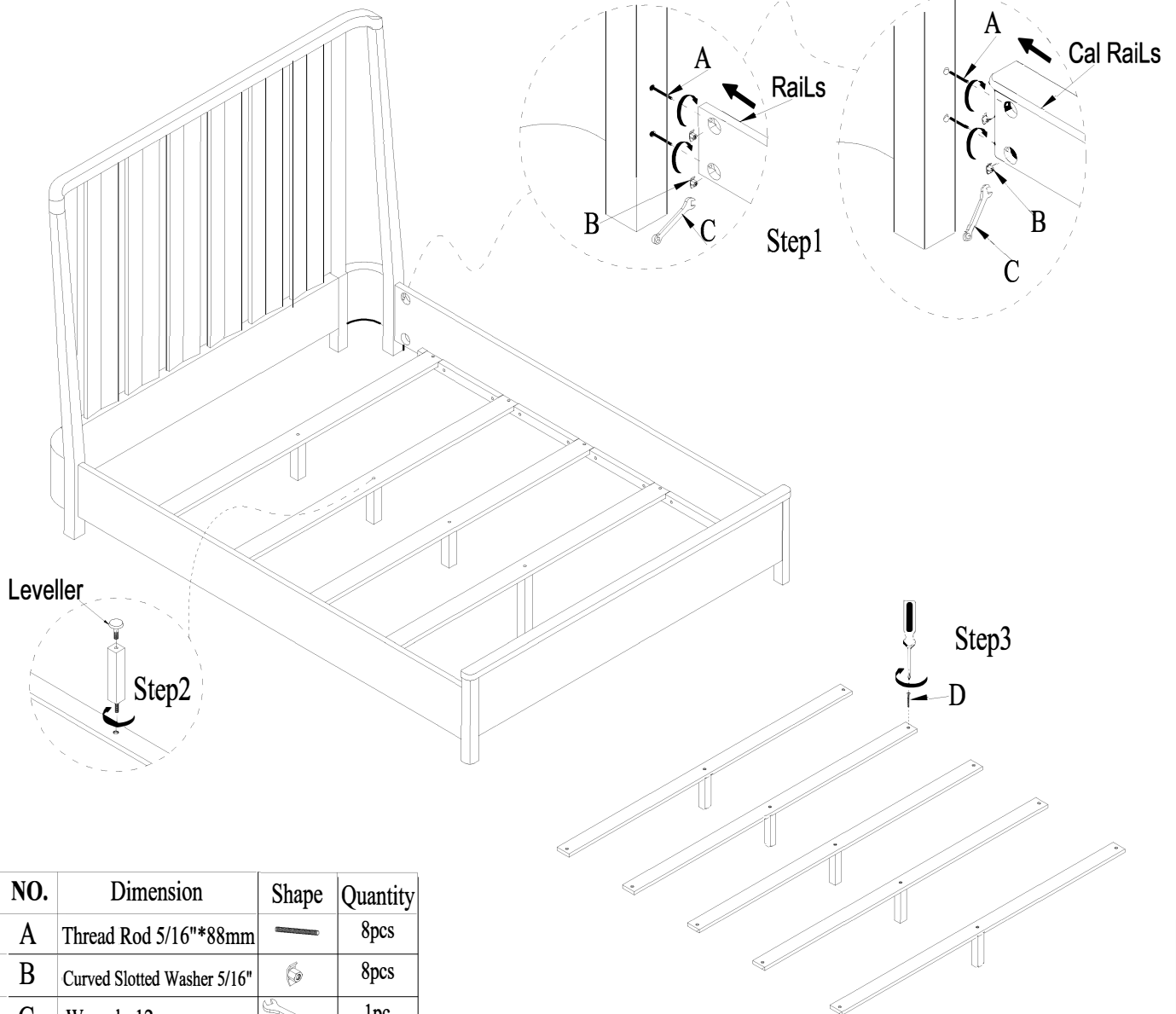


6/6 HDBD-FTBD W/RAILS
6/6 HDBD-CAL FTBD W/RLS

4) Assembly is completed.

IMPORTANT NOTES :

- . Place all wooden parts on a clean and smooth surface such as a rug or carpet to prevent the parts from being scratched.
- . Check to be sure that you have all parts and hardware.
- . Remove all wrapping materials, including staples and packing straps before you start to assemble.
- . Do not tighten all screws and bolts until completely assembled.
- . Keep all hardware out of the reach of children.



NO.	Dimension	Shape	Quantity
A	Thread Rod 5/16"*88mm		8pcs
B	Curved Slotted Washer 5/16"		8pcs
C	Wrench 12mm		1pc
D	Screw #8*25mm		10pcs