

Features

- Two-piece design
- Round-front bowl offers an ideal solution for smaller bathrooms and powder rooms
- Left-hand Polished Chrome trip lever
- Combination consists of the K-4468 tank and the K-4197 bowl
- Coordinates with other products in the Wellworth collection
- KOHLER's canister flush valve harnesses the natural force of gravity and optimizes flushing performance
- 1.6 gpf (6.0 lpf)
- 2-1/8" (54 mm) fully glazed trapway
- Class Five® canister optimizes the flow out of the tank, harnessing gravity and the natural powerful reducing cascade of water to increase the power and effectiveness of the flush

Installation

- Standard 12" (305 mm) rough-in
- Three-bolt quick-connect installation
- Seat and supply line sold separately

Recommended Products/Accessories

K-5420 Low-Profile Bolt Caps
K-9379 Trip Lever
1023457 Wax Ring/Hardware Kit
1265114 Connector Hose
K-23726 Drain treatment
K-4639-RL Cachet® ReadyLatch® Quiet-Close™ round-front toilet seat

Included Components

K-4197 Round-front toilet bowl
K-4468 Toilet tank, 1.6 gpf



Codes/Standards




ASME A112.19.2/CSA B45.1
DOE - Energy Policy Act 1992
IAPMO Certification

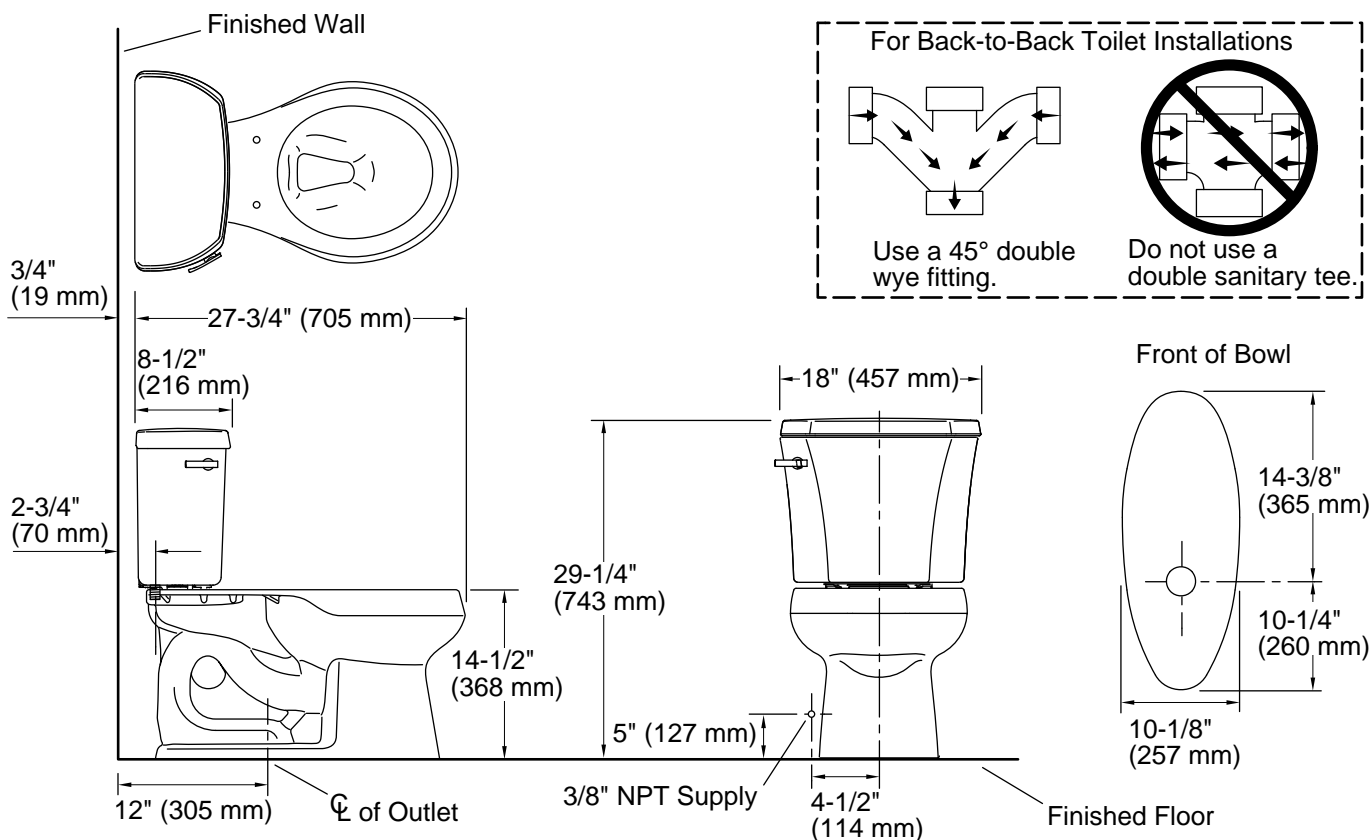
KOHLER® Toilets and Seats Limited Warranty

See website for detailed warranty information.

Available Colors/Finishes

Color tiles intended for reference only.

Color	Code	Description
	0	White
	96	Biscuit
	7	Black Black™



Technical Information

All product dimensions are nominal.

Toilet type:	Floor-mount
Waste Outlet:	Floor
Bowl shape:	Round-front
Flush type:	Class Five
Trap passageway:	2-1/8" (54 mm)
Water surface size:	10-1/2" x 7-3/4" (267 mm x 197 mm)
Rim to water surface:	5-1/4" (133 mm)
Rough-in:	12" (305 mm)
Seat-mounting holes:	5-1/2" (140 mm)

Notes

Install this product according to the installation instructions.

For back-to-back toilet installations: Use only a 45° double wye fitting.