




# Installation

To avoid scratches and swallowing parts, please do not install by children!

| Hardware List   |           | Hardware List  |      |
|---|-----------|--|------|
|  | Table top |  | Legs |

1







2




# Installation

To avoid scratches and swallowing parts, please do not install by children!

| Hardware List  |   | Hardware List  |   |
|--|---|--|---|
| <br>Table top | 1 | <br>Legs   | 1 |
|               | 1 | <br>Screws | 3 |

1

Don't remove these four anti-slip pads.



Fix it tightly with self-tapping screws.