

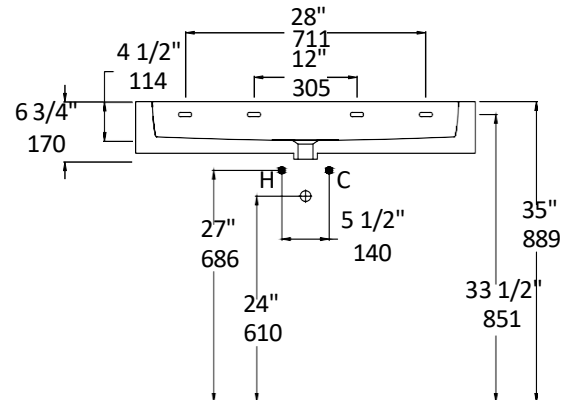
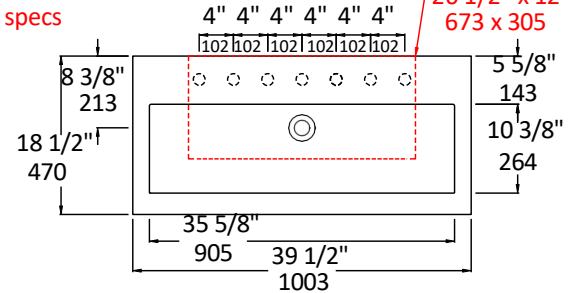
## Specifications:

<b>Installation:</b>	Vanity-top, wall-mount, or on-counter
<b>Exterior dimensions:</b>	39 1/2" w x 18 1/2" d x 6 3/4" h
<b>Material:</b>	Porcelain
<b>Weight:</b>	74 lbs
<b>Overflow:</b>	Yes
<b>Finishes:</b>	001 - White
<b>Faucet holes:</b>	00 - no hole 01 - One centered hole 02 - Two hole - center and right, 4" spread 03 - Three hole, 8" spread
<b>Cutout size:</b>	26 1/2" x 12"
<b>Faucet hole size:</b>	∅ 1 3/8"
<b>Drain hole size:</b>	∅ 1 3/4"



Other holes drilled to order when requested - please mark in the specs

CUT OUT  
26 1/2" x 12"  
673 x 305



## Features:

- Porcelain sink with overflow
- Unglazed back - it must be installed against a wall on the back
- Unglazed bottom
- Wall-mounting bolts are included
- Generous 40" width for high-function zones
- Customizable faucet hole placement

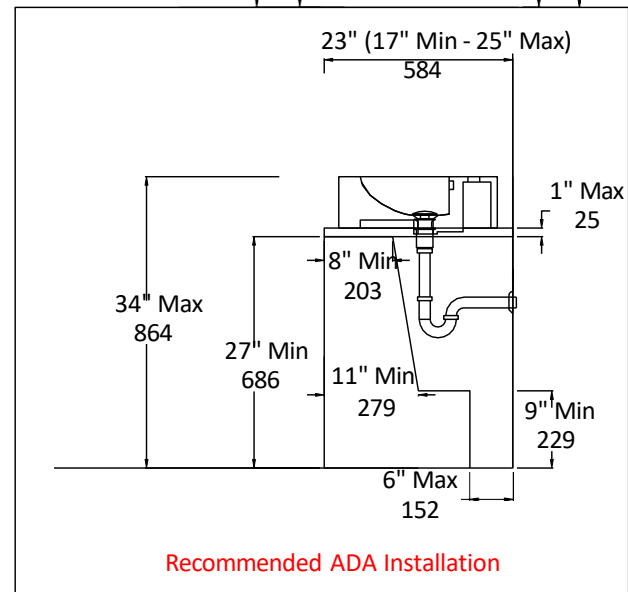
## Codes + Standards:

- Meets and exceeds applicable national codes and standards

**ADA** compliant when installed to specific requirements of this regulation

## Recommended items:

- Furniture
  - AQG-BX-40 - floor-standing metal console stand with towel bars and optional shelf
  - AQG-FR-40 - floor-standing metal console stand with a towel bar and optional shelf
  - AQG-ADA-40 - floor-standing metal console stand for ADA-compliant installation, made of stainless steel or brass
  - AQG-W-40 - wall-mount vanity with 4 drawers and 1 center door
  - LUC-W-40 - wall-mounted vanity with 2 wide drawers
- Drain with overflow
  - 7100-17
  - 7100-13OF
  - 7100-16OF



LACAVA reserves the right to revise any dimension or information on this sheet without notice. Dimensions are nominal and may vary within an industry accepted tolerance of 1/4". Drawings provided herein are meant to give the user an idea of the product and are not made to scale.

Revised: 1/22/26