

IDENTIFICATION

Supplier name : Kota Jati
Factory name : Kota Jati
Factory location : Indonesia
Supplier/factory code : KOT
Name of QE : Januar
Checking/review date :
 1st : 17 June 2020
 2nd : 18 September 2020



PRODUCT INFORMATION

Item / PU : TYP1_2
Description : Typo Teak Mirror Cabinet
Color : Tikateak
Product category - 1 : Bathroom
Product category - 2 : Shelving
Care category : Teak indoor furniture
Finishing type : Water based
Product conception :
 FSC wood : YES NO
 Hanging : YES NO
 Assembled : YES NO
Need instruction manual : YES NO
Need anti-tip : YES NO

Materials		Which parts?
1	Teak wood	All the parts
2	Glass	Mirror
3		
4		
5		

Dimension (cm)			
	Product	Pack-1	Pack-2
W	90	98	
D	15	21	
H	40	47	
N.W (kg)	9		
G.W (kg)		12,03	
Vol. (m3)	0,05	0,10	0,00

FINAL CONCLUSION

PASS

 MODIFICATION

 FAIL

Overall comments and modification to be performed by suppliers








This sample should be produced in solid wood
 Need to pay attention for the cutting of the glass and the gluing process to attach the mirror to the frame on the production process
 The thickness of the hanger plate is validated with added rubber damper on the bottom side
 There is no marking on the carton box
 Need to check the AI on the running orders
 Need to add extra rubber damper inside the carton box

No.	Criteria	Result	Comment
1.	Safety / conformity with QSD	Pass	Cutting of the glass is more properly, there are no sharp edges and corners
2.	Overall product dimension	Pass	As per technical drawing with allowance 4 mm
3.	Color	Pass	As per validated swatch panel
4.	Material quality	Fail	All the part should be in solid wood
5.	Machining / finishing quality	Pass	As per Tikamoon standard
6.	Construction / conformity to technical drawing	Pass	The construction and size of wooden components are follow the technical drawings
7.	Cleaning / aesthetic	Pass	The items in clean condition when opening the package
8.	MC / moisture content	Pass	MC less than 12%
9.	Packaging	Pass	The packaging steps are in according to Tikamoon standard and the carton quality follow Tikamoon standard K200/M150/K200
10.	Functionality / ergonomoy	To be improved	Wait the sample of the new metal hanger
11.	Labelling / marking	To be improved	The carton box for sample without marking
12.	Assembly / installation		
	a. Assembly / instruction manual, if needed	N/A	Non KD item
	b. Easy to assembled / install	N/A	Non KD item
	c. Hardware type and quantity	N/A	Non KD item
13.	Test:		
	a. Levelling / wobbling		Not tested / hanging reference
	b. Tip-over test / stability		Not tested / hanging reference
	c. Drop test	N/A	
	d. Watering test	N/A	
	e. Strenght / load test	Pass	The test will be conducted at Intertek

TO BE IMPROVED



No.	Pictures	Description	Improvement	OK / NOK
1		Corner of the mirror is still sharp and cutting of the glass is not straight. There are no sharp edges and corner on the validated sample		OK
2		Insufficient glue on the glass installation. On the validated sample installation the mirror more better, need to cross check on the running orders		OK
3		Installation the screw is too tight make the sliding wheel broken. The new sliding wheel have been installed		OK
4		The groove of the sliding door need to cleaning. The groove for sliding door on the validated sample has been cleaned and make straight		OK
5		Sanding mark on the shelf. The sample has been re sanded re finishing following Tikamoon standard		OK

TO BE IMPROVED

No.	Pictures	Description	Improvement	OK / NOK
6		Need to reduce the thickness of hanger plate. The hanger plate is validated with added 2 pcs rubber damper with diameter 9 mm on the bottom side	 	OK
7		The sliding door must tied when packed. The door is tied on the validated packing simulation		OK
8		There is no metal corner, screw and fischer for install the wall bracket and without AI	Have been discussed with Kota jati team to add metal corner 2 x 2 cm on the item in running orders	OK
9		Steps packaging does not follow Tikamoon standard	The correct steps packaging mentioned on the "Picture Packaging" column	OK
10		There is no marking and sketch on the carton box	The marking validated from the carton box layout sent by KOT	OK




PICTURES PRODUCT




Front view	Side view	Perspective view
		




Perspective view	Back view	
		

Color	Color	Color
		
<p>Top part</p>	<p>Side view</p>	<p>Inside view</p>



PICTURES PACKAGING




Steps Packaging	Steps Packaging	Steps Packaging
		
<p>Sliding door tied with a plastic strap</p>	<p>Foam sheet covering all the reference</p>	<p>On the mirror protected with styrofoam 2 cm and the other side added styrofoam 4 cm</p>

Steps Packaging	Steps Packaging	Steps Packaging
		
<p>On top and bottom side added styrofoam 4 cm and the side added styrofoam 2 cm</p>	<p>The edges protected with L carton 5 ply</p>	<p>Added top bottom cover and tied with plastic strap</p>




Steps Packaging	Steps Packaging	Steps Packaging
		
<p>Details thickness of styrofoam</p>	<p>Inserted to the carton box</p>	<p>Outer packing using carton box with special marking</p>


PICTURES PACKAGING AND HARDWARE

Carton box quality	Carton box marking
	
<p>Quality carton box is K200/M150/K200</p>	<p>There is no marking and sketch on the carton box sample</p>

Sliding wheel	Glass	Metal hanger
		
<p>2 set sliding wheel from Drola</p>	<p>1 pcs mirror 46 x 40 cm</p>	<p>2 pcs brass plate hanger</p>

PICTURES OTHER DETAILS AND MATERIAL

Other Details	Other Details	Other Details
		
<p>Details of the shelf</p>	<p>Details on the back side of sliding door</p>	<p>Details on the door support frame</p>

Other Details	Other Details	Other Details
		
<p>Details on the door support frame</p>		

Material



All the parts should be in solid laminated but on the master sample the shelf still in FJL