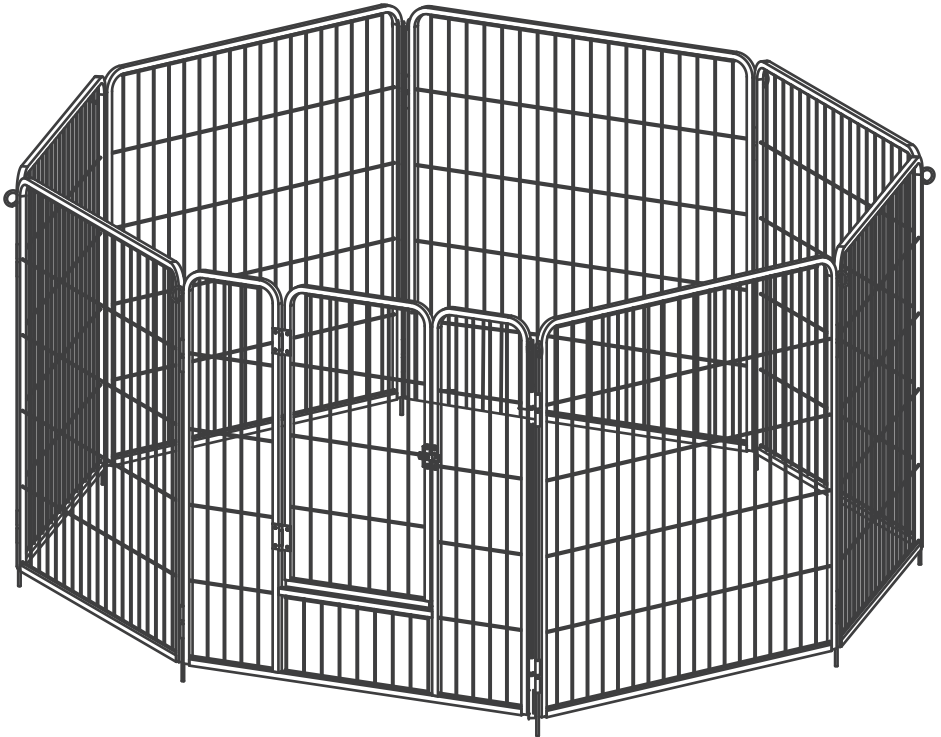



32in -Playpen

SKU:32-PLAP-BLK



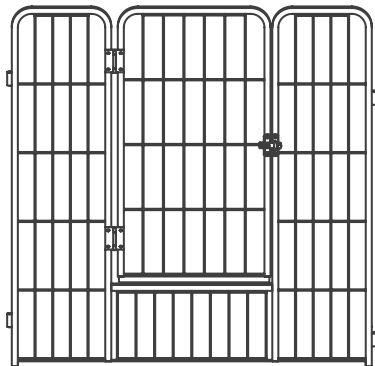
Missing parts, damages, and any problems in the installation process, please contact us by text or email. Please choose SMS or email as your first choice for communicating with us.

 +1(631)306-4783


 hellovitesse@gmail.com

Parts list

(1) Gate x1



(2) Metal panel x7

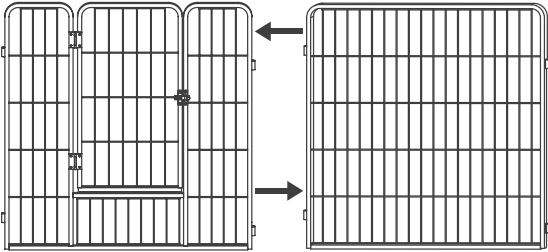
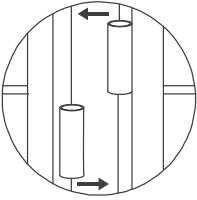


(3) Stake x8

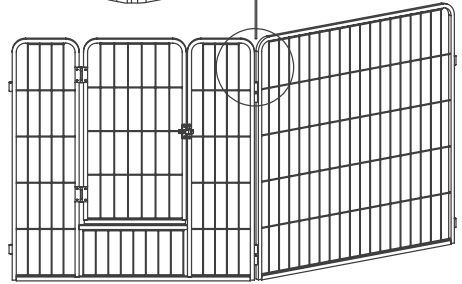
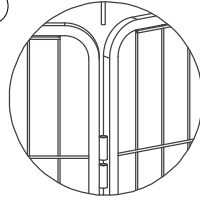


Installation steps

①

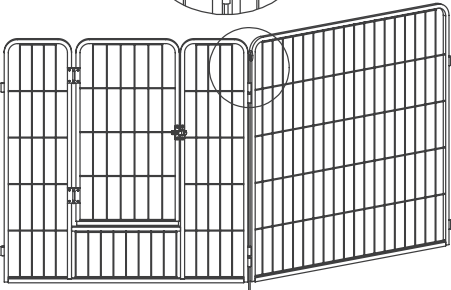
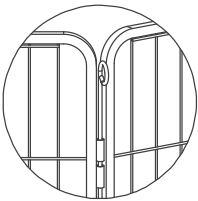


②

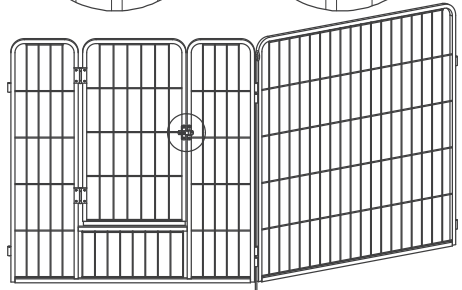
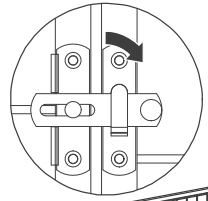
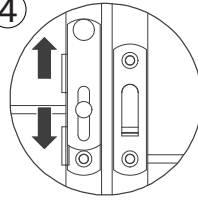


Please pay attention that each sidebar has four holes. The two holes on the left are higher than the right, please do not get the wrong direction.

③



④



1.

Q: I noticed that the pen is not keep the same height when I put it together, what should I do?

A: Please note that each sidebar has four holes. The two left holes on higher position, and the two right holes on lower position, please do not get the wrong direction.

2.

Q: I received a few stakes that were bent and can not connect the two sides, what should I do?

A: If the stakes were bent, please try to straighten them by hands, it does not affect the use. If it still does not work, please contact us.

3.

Q: Can I use this pen indoor or on the floor?

A: We recommend that you use the fence on grass or soft ground. If the ground is hard, the product may scratch the floor or can not stand.



+1(631)306-4783



hellovitesse@gmail.com



Instagram: vitessegaming



YouTube : vitessegaming

Please feel free to **send us the text or email**. We will reply to you within 24 hours. Also please feel free to contact us if you have received the defective items. Due to time zone differences, please use email as your first choice to communicate with us.

Follow our YouTube Channel then you will be able to find our **assembling video** as a pinned video.