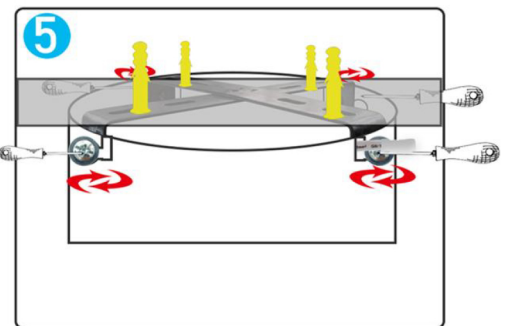
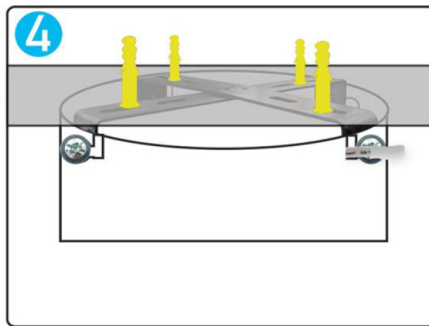
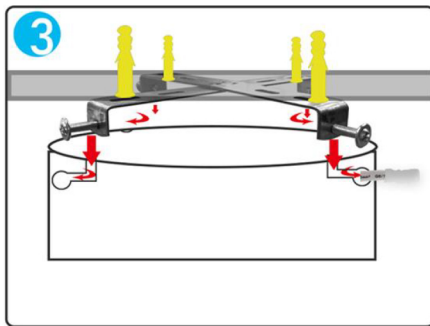
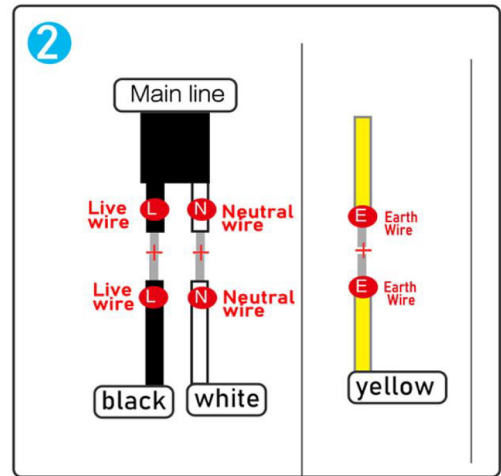



Installation Notes

Match the number of parts



Installation Notes



Precautions:

1

Main motor high voltage, non-professional
Please do not disassemble it.

3

If the remote control does not work, please check
Is the battery connected correctly, or
Insufficient power supply, disconnect between checks
Controller and fan lights.

2

When equipped with a pull switch as a wall switch,
It must be turned on before this control can work.

4

If not using for a long time, please turn off the power
Turn on the power and remove the control battery.