


# ASSEMBLY INSTRUCTION



A x 1



B x 2



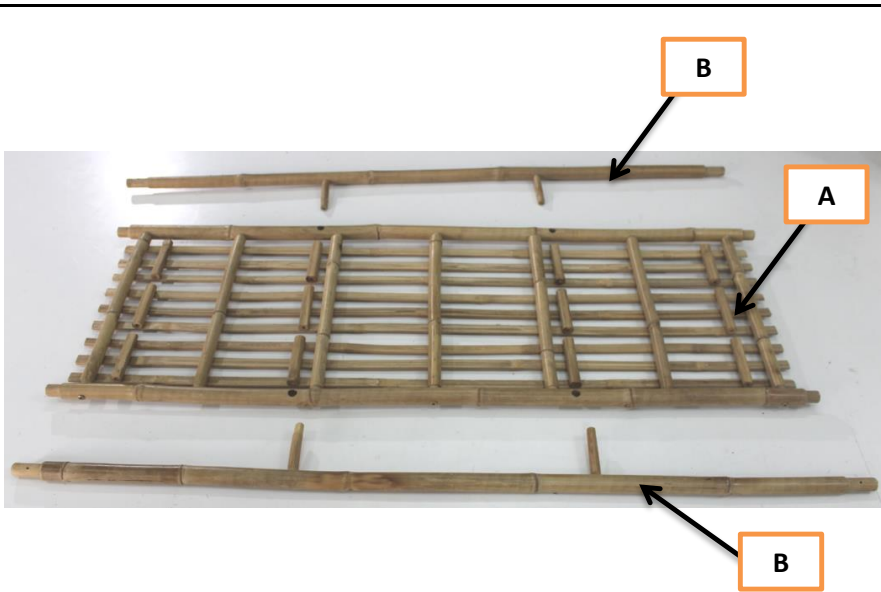
C x 2




Vis 1 ( LGC 6li-6cm) x 4



D x 1



Step 1



Step 2




Step 3




Step 4



Step 5



Step 6



Step 7



Step 8