

LP172

Waterproof Micro LED Puck Light




2 CR2032 Batteries



Features

- Compact and lightweight
- Adhesive backing included
- Max runtime 10 hours
- LED: 2835 SMD LED
- IPX6 waterproof rating
- Batteries replaceable (2 CR2032 included)

ANSI/PLATO FL1 STANDARD

			
MODES	LUMENS	RUN TIME	BEAM DISTANCE
High	16 lm	10h	7m

Operation Instructions

On/Off: Press and release power button on puck light to turn on and off.



Adhesive Backing: Peel protective plastic from adhesive backing, place light in desired location against a smooth surface, press puck light firmly against smooth surface for 10 seconds.



Battery Replacement

The LP172 uses 2 CR2032 batteries. To replace the batteries, turn the light counterclockwise to separate it from the base. Remove the battery case by gently pressing on the front on the light. Slide the old batteries out of the battery case and insert new batteries with the (+) side facing up towards the (+) symbol on the battery case. For best results, we recommend using new batteries that are the same voltage and brand. Re-insert the battery case with the (+) symbol facing out. Re-attach light to base by pressing down gently and turning clockwise until tight.



If you know it will be a while between uses, we suggest removing the batteries from the puck light and storing it in a dry, protected place.

Product Warranty

The LP172 has a Limited 90-Day Warranty Against Manufacturer's Defects from time of purchase. For warranty claims please contact us by calling 801-553-8886 or sending an email to info@simpleproducts.com