

USER'S MANUAL

Set of Two Leisure Chairs

THIS INSTRUCTION BOOKLET CONTAINS **IMPORTANT** SAFETY INFORMATION. PLEASE READ AND KEEP FOR FUTURE REFERENCE.

Please give us a chance to make it right and do better!







Contact our friendly customer service department for help first.

Replacements for missing or damaged parts will be shipped ASAP!

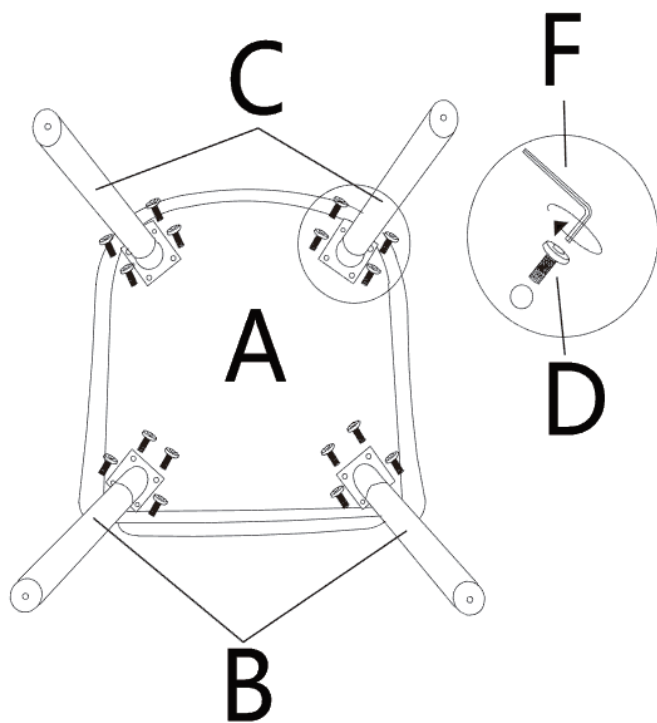
Before You Start

- ⚠ Please read all instructions carefully.
- ⚠ Retain instructions for future reference.
- ⚠ Separate and count all parts and hardware.
- ⚠ Read through each step carefully and follow the proper order.
- ⚠ We recommend that, where possible, all items are assembled near to the area in which they will be placed in use, to avoid moving the product unnecessarily once assembled.
- ⚠ Always place the product on a flat, steady and stable surface.
- ⚠ Keep all small parts and packaging materials for this product away from babies and children as they potentially pose a serious choking hazard.

Parts List

NO.	SKETCH	QTY
A		1PC X2
B	 (f)	2PCS X2
C	 (b)	2PCS X2
D		16PCS X2
E		4PCS X2
F		1PC X2

STEP 1



STEP 2

X2

