





## **WARNING:**

**Please read this manual carefully before using the product. Failure to do so may result in serious injury. SAVE THIS MANUAL**

# **ASSEMBLY PRECAUTIONS**

1. Assemble only according to these instructions. Improper assembly can result in hazards.
2. Wear ANSI-approved safety goggles and heavy-duty work gloves during assembly.
3. Keep the assembly area clean and well-lit.
4. Keep bystanders out of the area during assembly.
5. Do not assemble when tired or when under the influence of alcohol, drugs or medication.
6. The product capabilities apply to properly and completely assembled products only.
7. Assemble on a flat, level, hard and smooth surface which can provide safe support to the Office Chairs.
8. For additional information regarding the parts listed in the following pages, please refer to the Assembly Diagram of this manual. Unwrap and separate all parts in a clean work area.

# **USE PRECAUTIONS**










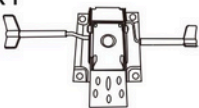







## **TO PREVENT SERIOUS INJURY AND DEATH FROM TIPPING:**

- 1. DO NOT SIT OR STAND ON THIS ITEM.**
2. This product is not a toy. Do not allow children to play with or near this item.
3. Do not exceed weight capacities. Please empty Office Chairs before moving.
4. Use only on a flat, level, hard and smooth surface capable of safely supporting a fully loaded Office Chairs.
5. Use as intended only.
6. Inspect before every use. Do not use if parts are loose or damaged.

# TECHNICAL SPECIFICATIONS

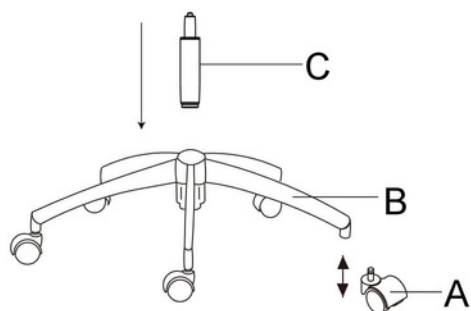
Model	W-202AC
Main Material	Dacron/Plastic/Aluminium alloy
Product Dimensions(L*W*H)	630*615*1240 mm
Packing Size(L*W*H)	630*350*660 mm
Net Weight (kg)	15.49
Gross Weight (kg)	17.25

## PACKAGE CONTENTS

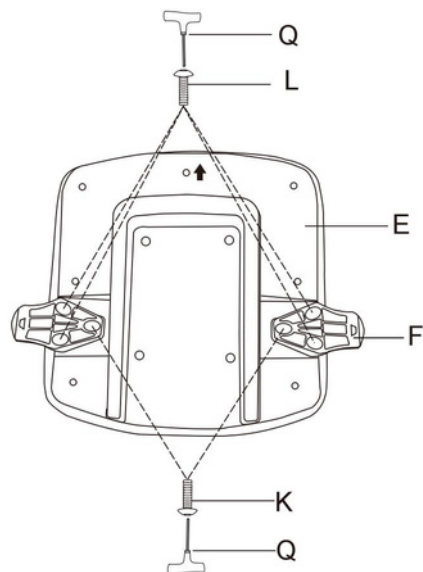
Ax5 	Gx1 	Nx7  M8
Bx1 	Hx1 	Ox4  M6*18*1mm
Cx1 	Jx4  M6*32mm	Px3  M8*22*1.5mm
Dx1 	Kx2  M6*35mm	Qx1  M5
Ex1 	Lx4  M6*40mm	Sx1 
Fx2 	Mx3  M8*22mm	

# ASSEMBLY STEPS

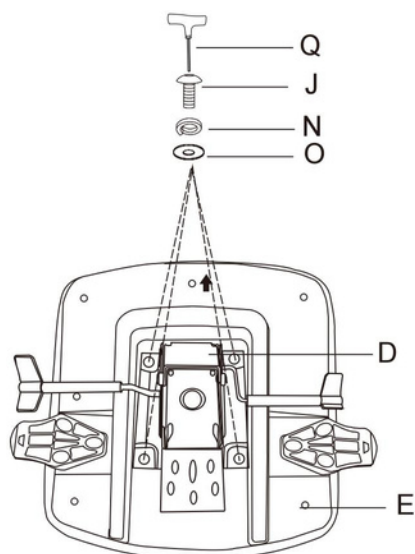
## STEP1



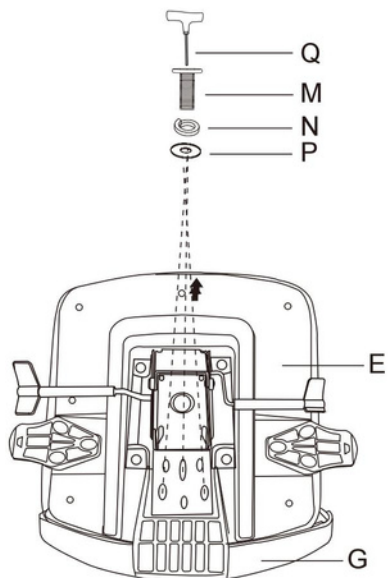
## STEP2



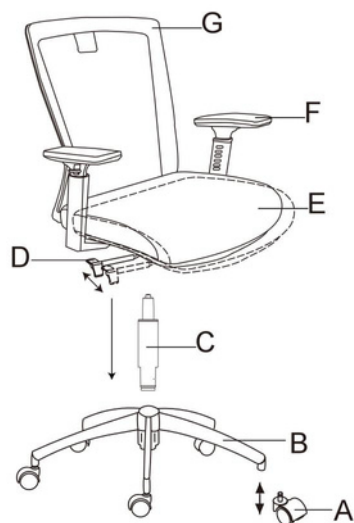
## STEP3



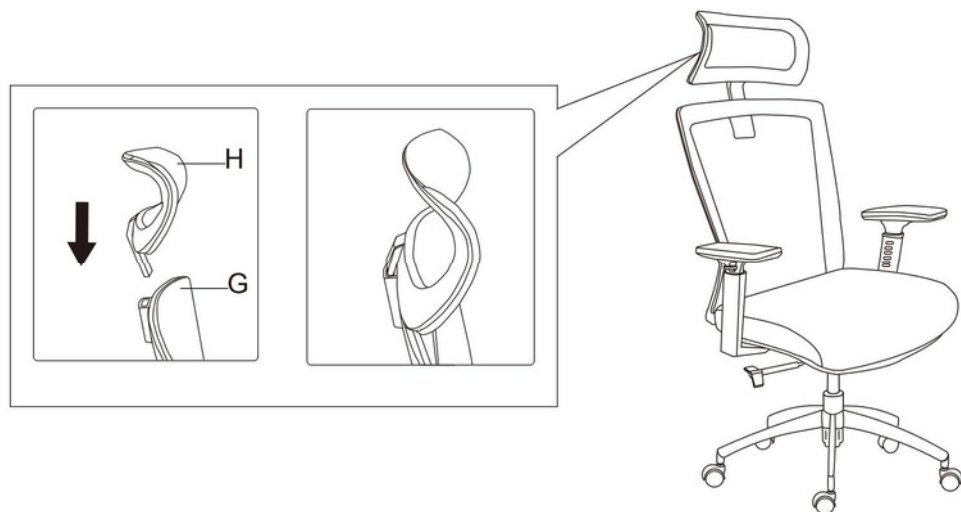
## STEP4



## STEP5



## STEP6



# COMPLETION



