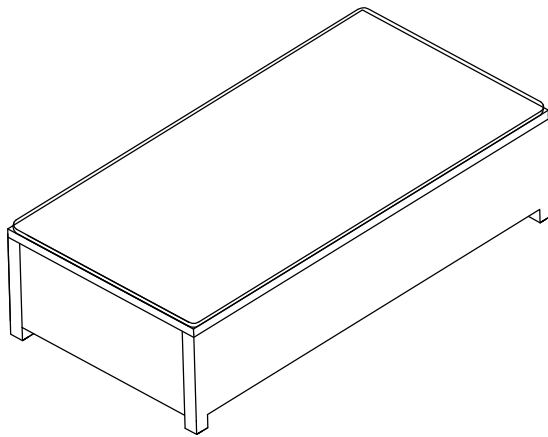


Outdoor Wicker Glass Top Table

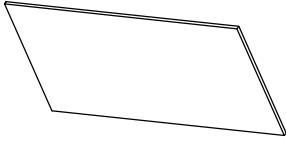
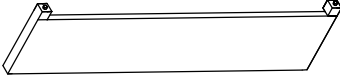
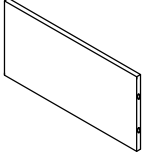



Congratulations! You have purchased a stylish piece of us. We strive to provide fine furniture products, built with quality materials and hand finished details. Please carefully follow the assembly instructions to ensure your furniture is assembled correctly to provide long lasting enjoyment.

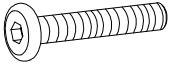
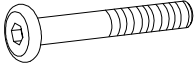


Should you experience any missing or damaged parts **do not return to the store**. Please visit our website or contact us directly.

Care: Use a soft, clean cloth that will not scratch the surface when cleaning. The use of solvents is not necessary. Should you choose to use solvents, test in an inconspicuous area first to avoid damaging the finish. To clean, simply use a soft, clean cloth lightly dampened with water.

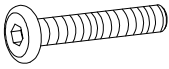
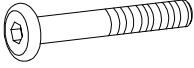

PART LIST

 <p>Wicker Top</p>		 <p>Side Panel</p>	
A	1PC	B	2PCS
 <p>End Panel</p>		 <p>Glass Top</p>	
C	2PCS	D	1PC

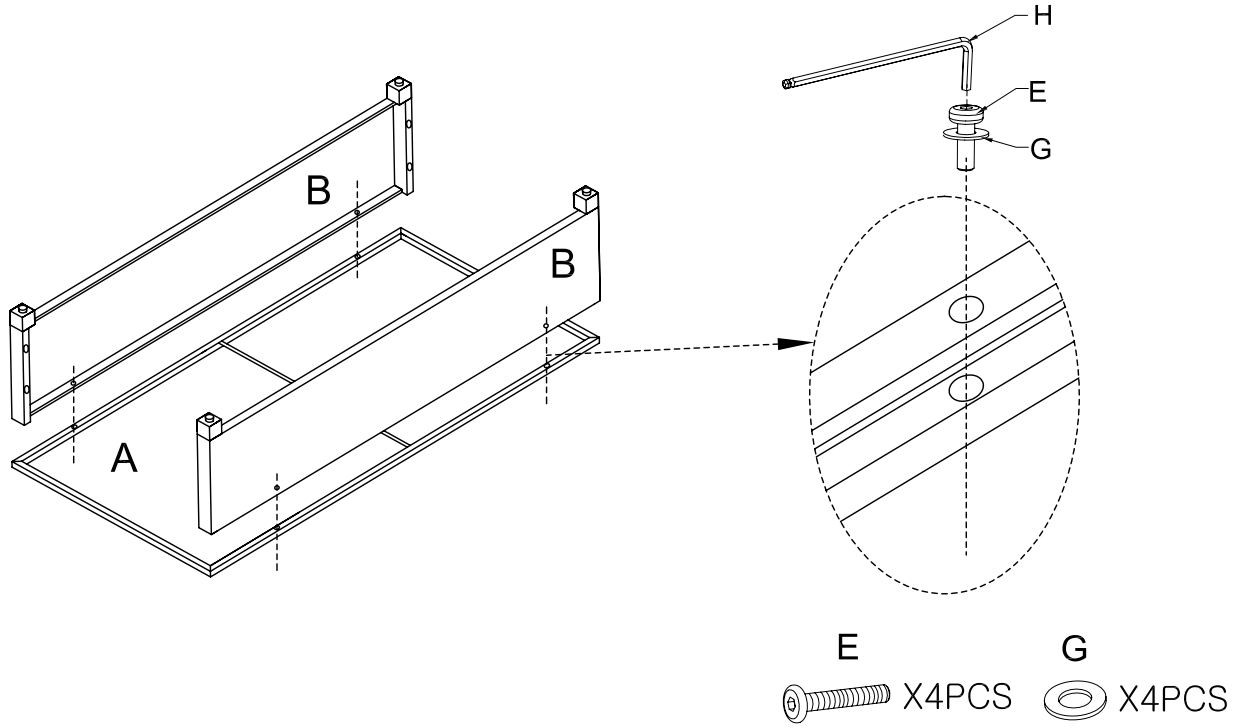
HARDWARE LIST

 <p>Short Bolt(M6*40mm)</p>		 <p>Long Bolt(M6*50mm)</p>	
E	4PCS	F	4PCS
 <p>Washer(M6mm)</p>		 <p>Allen Key(M6mm)</p>	
G	8PCS	H	12PCS

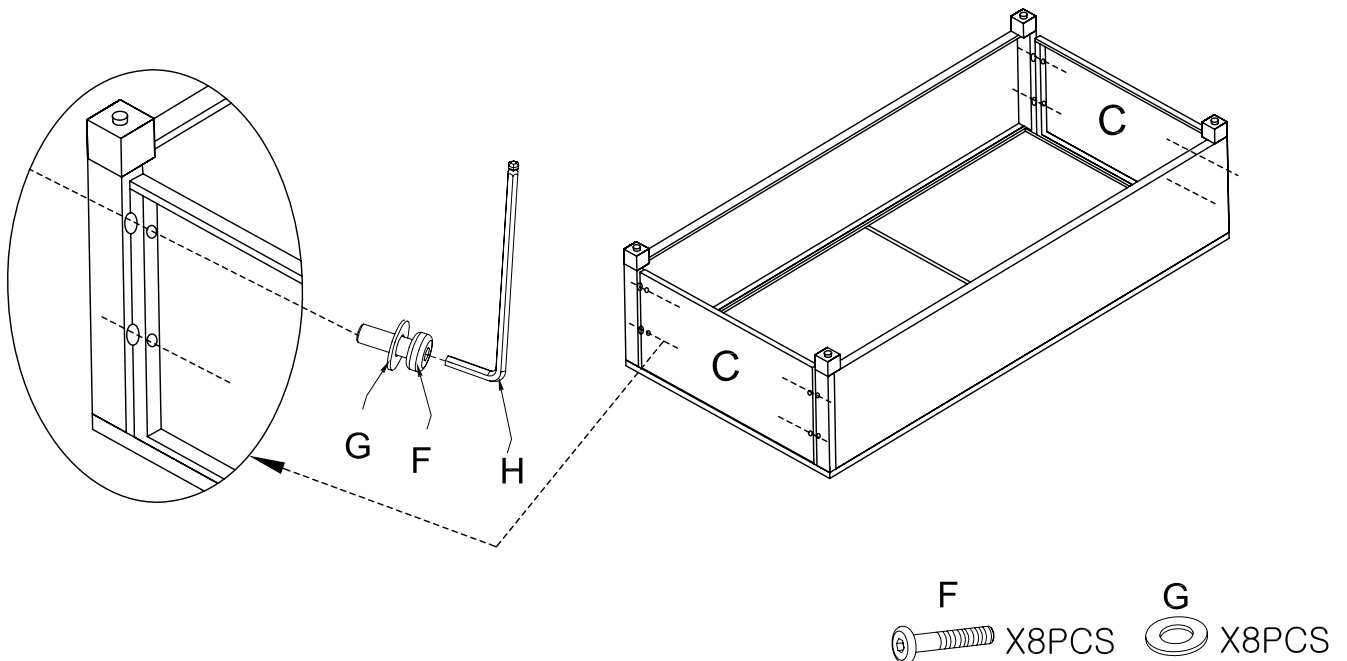
EXTRA HARDWARE LIST

 <p>E X1PC</p>	 <p>F X2PCS</p>	 <p>G X3PCS</p>
---	--	--

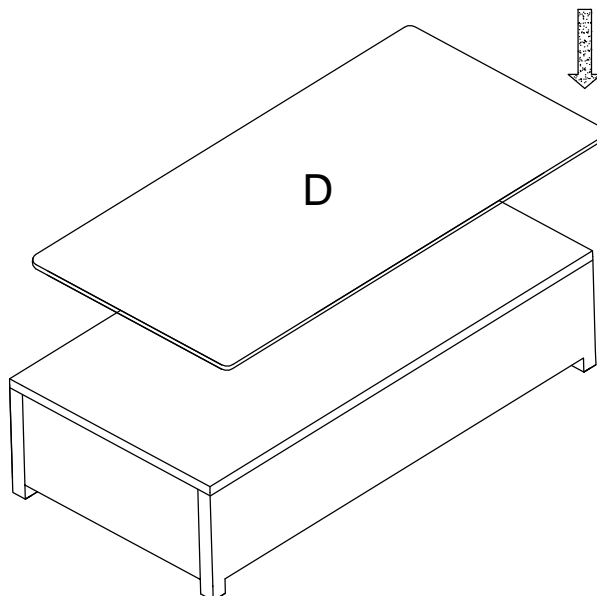
Step 1. Lay wicker Top (A) on a flat surface with underside facing up. Attach Side Panels(B) to Top (A), using Short Bolts(E), Washers(G) and Allen Key (H).
NOTE: Please do not fully tighten bolts until unit is fully assembled.



Step 2. Attach End Panels (C) to Side Panels (B), using Long Bolts(F), Washers(G) and Allen Key(H).



Step 3. Turn the table upright and place the glass on the table top.



Limited Manufacturers Warranty

We are warranted against defects in material and workmanship for a period of 90 days beginning from the date of sale.

Should any parts be missing or defective, we will replace or repair the parts for a period of 90 days from the date of purchase.

Should you experience any missing or damaged parts, do not return to the store. Please contact us directly .

This warranty gives the purchaser specified legal rights in addition to any rights which may vary from state to state.

In accordance with the "Moss-Magnuson Warranty Act" of July 10, 1975, this is termed a "limited warranty" which in no way compromises our high standards of Quality and Workmanship.