
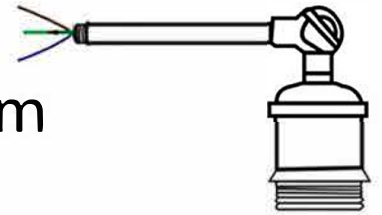


Vintage Metal Plugin Wall Lamp Components



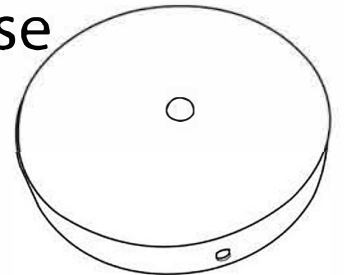
1 x Wall Arm

H



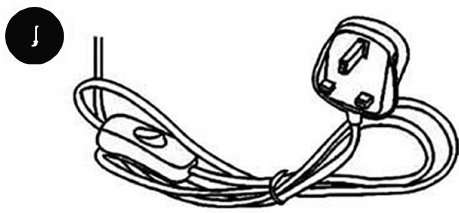
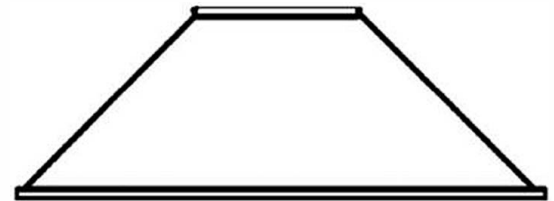
1 x Ceiling Rose

J



1 x Lamp Shade

J






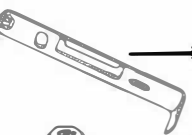




1 x Plug in
Pendant With
Switch

1 x Shade Cap

K



- A  → 2 x Nice Thread
- B  → 2 x Wall plugs
- C  → 2 x Screw
- D  → 1 x Cord grip
- E  → 1 x Connector
- F  → 1 x Ceiling Bracket
- G  → 1 x Nut



Vintage Metal Plugin Wall Lamp Assembling Instruction

