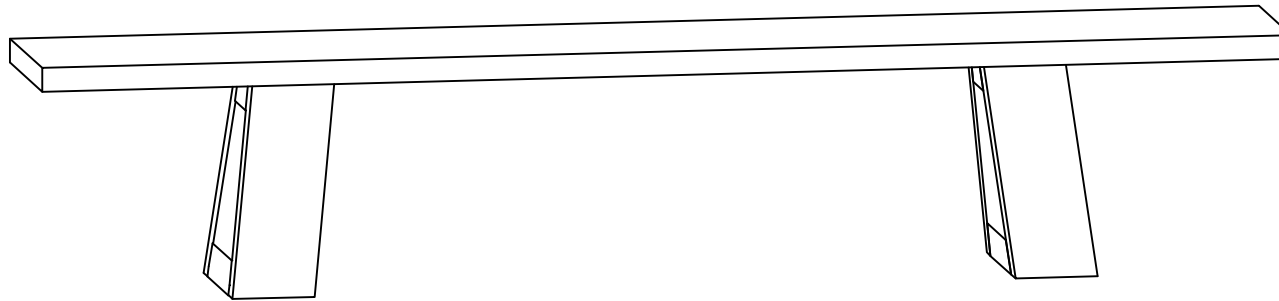


# ASSEMBLY INSTRUCTIONS.



BENCH






THANK YOU FOR YOUR PURCHASE!

## PARTS AND HARDWARE.

### PARTS LIST

NO.	DESCRIPTION	IMAGE	QTY
P1	TABLE TOP		1
P2	METAL BASE		2

### HARDWARES LIST

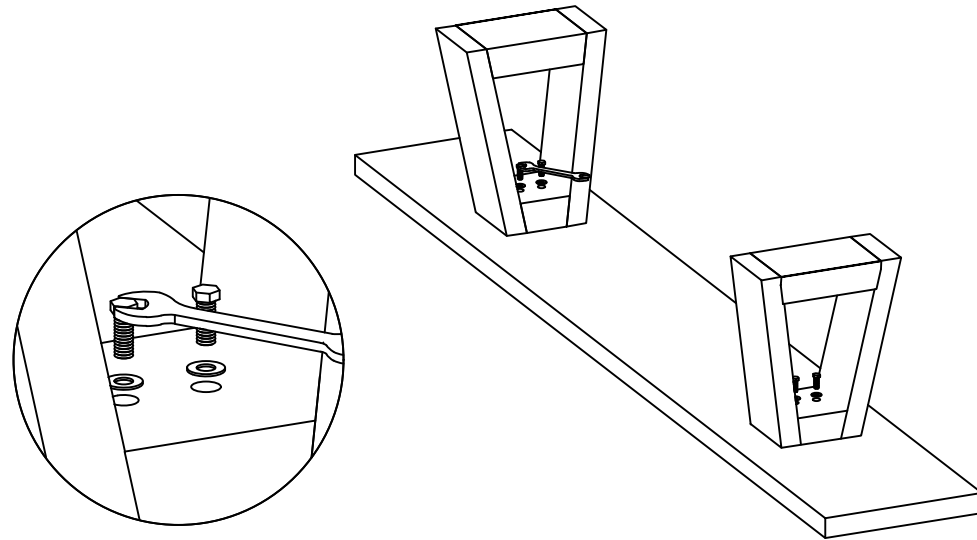
NO.	DESCRIPTION	IMAGE	QTY
H1	HEX BOLT		4
H2	SPANNER		1
H3	WASHER		4

### NOTES.

Thank you for purchasing this quality product! Be sure to check all packing material carefully for small part that may have come loose inside the carton during shipping.

CAUTION: The item is heavy, assembly should be performed by two people.

### STEP 1.



### STEP 2.

