

WARNING!!!

- Read all instruction thoroughly before attempting to install or assemble this table.
- Assembly should be done by adults.
- Never leave table set up when not in use, in poor weather or windy conditions
- Leg braces must always be in locked position during use or table could collapse.

Camp table

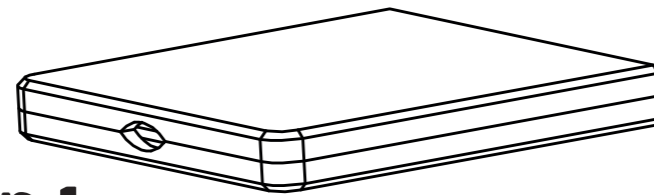


Instruction Manual

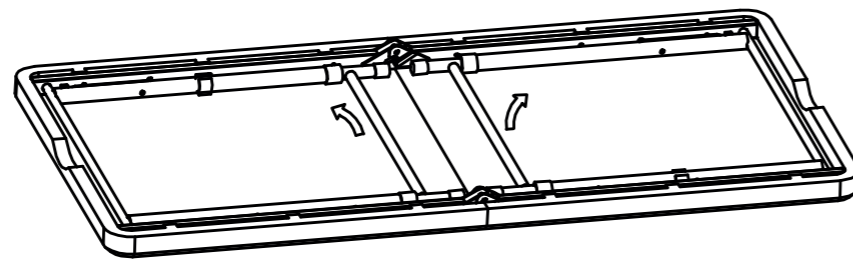
Please keep this instruction manual for future reference

Assembly Instruction

To pack away simply reverses steps 1 to 4.
Ensuring legs are at the lowest setting
before commencing



Step 1




Step 2

Open Table and Unfold Legs

Care Instructions

Do not sit or stand on the table.
Do not move the table unless it is folded and unlocked.
Do not place hot object on the table top
Wipe with damp cloth.
Max loading: 100kg



Step 3

Secure Locking Mechanism



Step 4

Adjust Height as Required