

ASSEMBLY INSTRUCTION

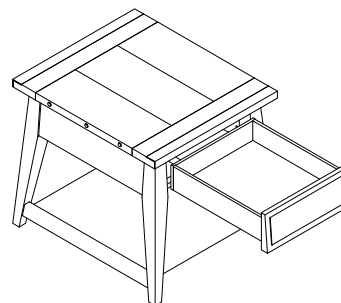
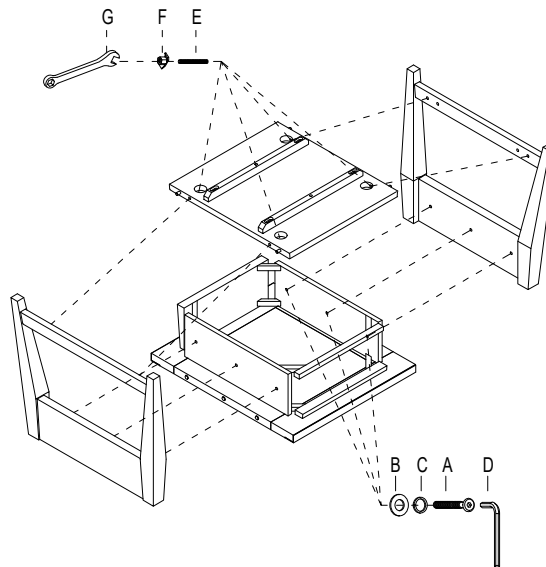
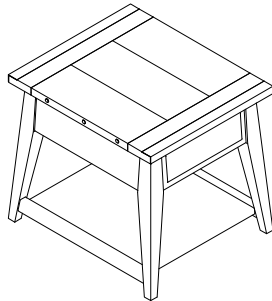
025 - 915 BRIXTON RECTANGULAR DRAWER END TABLE

www.kincaidfurniture.com

Phone : 828-728-3261.

IMPORTANT NOTES :

- . Place all wooden parts on a clean and smooth surface such as a rug or carpet to prevent the parts from being scratched.
- . Check to be sure that you have all parts and hardware.
- . Remove all wrapping materials, including staples and packing straps before you start to assemble.
- . Do not tighten all screws and bolts until completely assembled.
- . Keep all hardware out of the reach of children.



No.	Dimension	Shape	Quantity
A	Bolt 5/16*38mm		6pcs
B	Flat washer 5/16*Ø19		6pcs
C	Lock washer 5/16"		6pcs
D	Allen Key 4mm		1pc
E	Thread Rod (5/16*88mm)		4pcs
F	Cueved Slotted Washer (5/16")		4pcs
G	Wrench (12mm)		1pc

MADE IN VIETNAM