


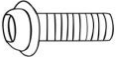


ASSEMBLY INSTRUCTIONS.

OFFICE CHAIR

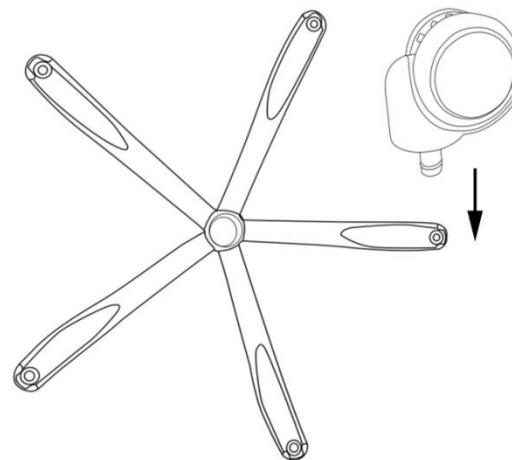


THANK YOU FOR YOUR PURCHASE!

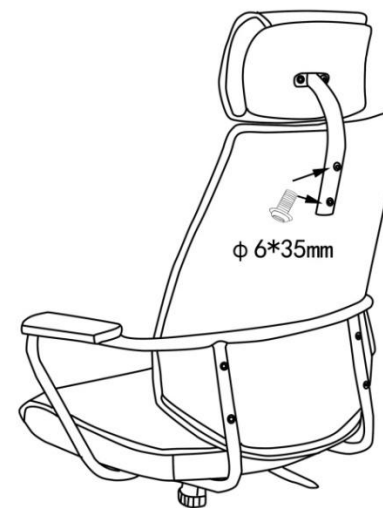
PARTS AND HARDWARE.

Image	Description	QTY
	Allan Key	1 Pcs
	Alan Screw	4 pcs
	Base	1 Pcs
	Castor	5Pcs

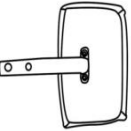

STEP 1.



STEP 2.



PARTS AND HARDWARE.

Image	Description	QTY
	Head Pillow	1 Pcs
	Dust Cover	1 Pcs

NOTES.

Be Sure to check all packing material carefully for small part that may have come loose inside the carton during shipping.

CAUTION: Assemble the product on a padded surface to reduce the risk of scratching to the product or your work surface.

STEP 3.

