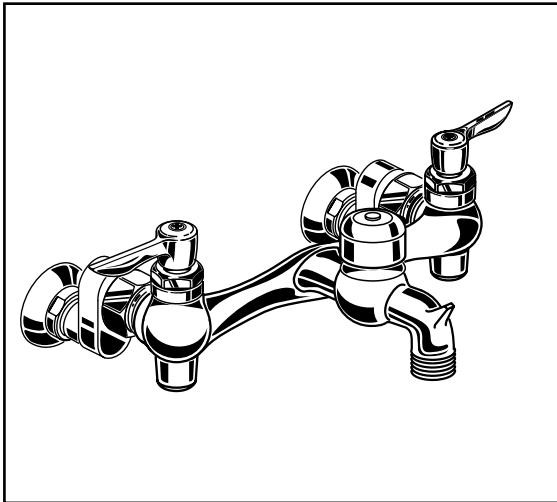


EXPOSED YOKE WALL-MOUNT UTILITY FAUCET

WITH VACUUM BREAKER AND OFFSET SHANKS



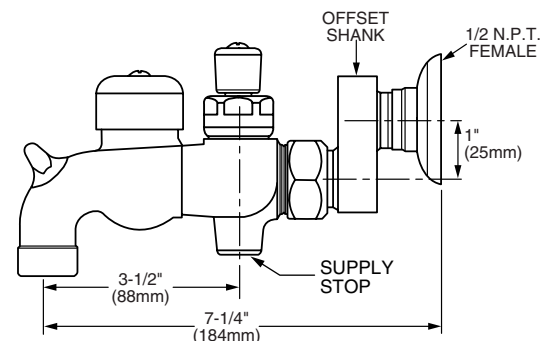
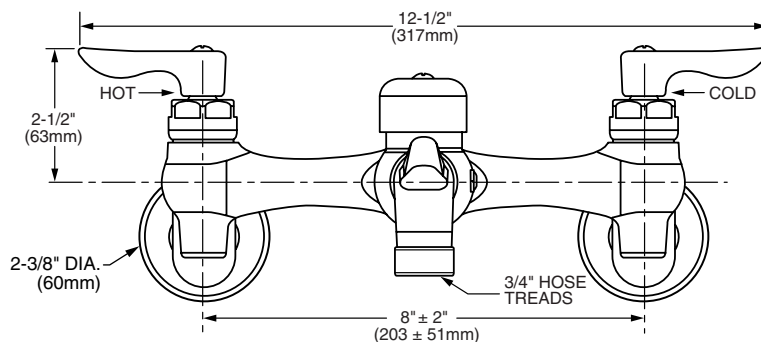
MODEL NUMBER:

- ❑ **8351.076 Exposed Yoke Wall-Mount Utility Faucet**
3" Cast brass spout with vacuum breaker. Integral supply stops. Offset shanks with integral check valves. Vandal-resistant metal lever handles. Bucket hook. 3/4" Threaded hose end. 1/2" NPT female inlets.

CODES AND STANDARDS:

These products meet or exceed the following codes and standards:

ASME A112.18.1
CSA B 125
ASSE 1001
ANSI A117.1



GENERAL DESCRIPTION:

Cast brass body. Metal lever handles with hot and cold indicators and vandal-resistant screws. 1/4 turn ceramic disc valve cartridges. Vacuum breaker prevents back flow. Integral supply stops. Offset shanks with integral check valves to prevent cross-flow. Spout with bucket hook and threaded hose end. 1/2" female inlets with adjustable centers from 6" to 10".



MEETS THE AMERICANS WITH DISABILITIES ACT GUIDELINES AND ANSI A117.1 REQUIREMENTS FOR ACCESSIBLE AND USABLE BUILDING FACILITIES-CHECK LOCAL CODES

PRODUCT FEATURES:

Cast Brass Construction: Durable - Excellent in high use applications.

Ceramic Disc Valve Cartridges: Assure a lifetime of drip-free performance.

Integral Supply Stops: Permits easy and convenient access.

Offset Shanks with Integral Check Valves: Adjustable rough-in from 6 to 10 inches.

Vacuum Breaker: Prevents back flow.

Choice of Finishes: Available in Polished Chrome (002) or Rough Chrome (004).

SUGGESTED SPECIFICATION

Exposed yoke wall-mount utility faucet shall feature a cast brass body with integral stops. Cast brass spout with bucket hook and vandal-resistant metal lever handles. Offset shanks with integral check valves to prevent cross-flow, provide adjustable rough-in from 6" - 10". Shall feature a vacuum breaker to prevent back flow. Shall also feature 1/4 turn washerless ceramic disc valve cartridges. Fitting shall be American Standard Model # 8351.076.____.