


PROBRITE®

LED Security Flood Light

Catalog No. : TPAR2-PC-WH
Type : Flood and Spotlight
Project Name :
Location :
Qty :
Date :



Twin-Head 15-watt Integrated LED white outdoor flood light provides directional illumination by its 2 adjustable Integrated LED lamp heads to direct light where desired, and makes it ideal for driveways, walkways, patios, and general areas creating an inviting exterior space. Additionally, this new twin-head LED can be wall or eave mount and can be used for residential and light commercial applications. Fixture housing is impact-resistant, all-weather and rust-proof as it is designed and constructed by commercial grade ABS thermal polymer.



PRODUCT PERFORMANCE AT A GLANCE

SYSTEM WATTAGE	LUMENS	LPW	CRI	REPLACES (Incandescent)
15W	1500 lm	100 lm/w	>70	100W



DUSK-TO-DAWN

HOUSING

Rust-proof commercial grade ABS thermal polymer housing, which has impact-resistant and all-weather protection.

OPTICS

Frosted glare-free polycarbonate lens, to target lumens evenly and provide superior lighting experience.

FINISH

Fade, weather, and abrasion resistant, electrostatically applied, thermally cured, triglycidyl isocyanurate (TGIC) textured polyester powdercoat white paint finish.

IP RATING & LISTINGS

LED light engine is Energy Star, and suitable for Wet Location.

MOUNTING

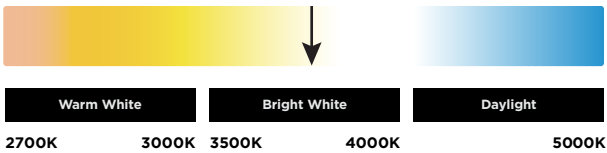
It can be mounted on wall or eave with plate attached to any junction box.

WARRANTY

Covered by a 5-year limited warranty. See probrite.com/warranty for details.

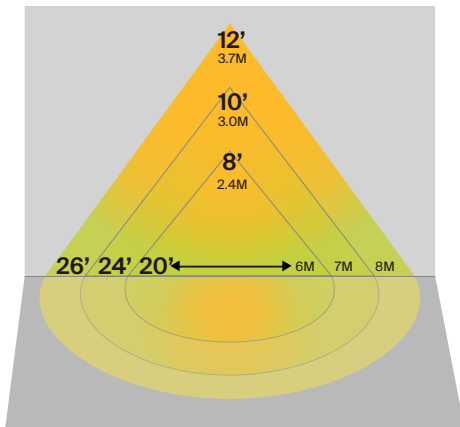
PRODUCT SPECIFICATION

Product Dimensions	: 8.92" x 8.42" x 5.1"
Weight	: 1.76 lbs
Lumens	: 1500
LED Wattage	: 15W
Efficacy	: 100
CRI	: >70
Replaces (Incandescent)	: 100W
Mounting	: Wall Mount/Eave Mount
Frequency	: 50-60Hz
THD (Total Harmonic Distortion)	: <20%
PF(Power Factor)	: >0.9
Ambient Operating Temperature	: (-30)-40°C
Input Voltage	: 120V
LED Chip	: -
Photocell	: Yes
Driver	: Non-dimming
Standard Lifetime	: 50,000 hrs
Standard Warranty	: 5 Years
Water Proofing Grade	: Suitable for wet location
CCT	: 4000K Bright White Light
Certifications	: Energy Star, FCC Certified, UL Certified

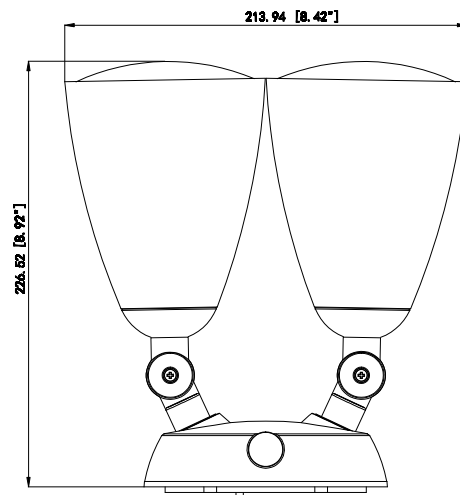
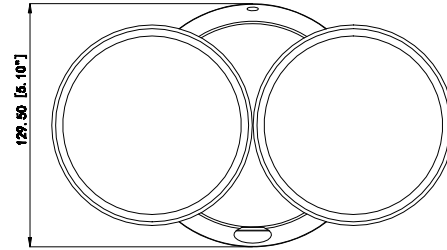


SUGGESTED MOUNTING HEIGHT:
6-12 FT.(1.8-3.7 M)

3D PHOTOMETRIC VIEW



PRODUCT LINE DRAWING



APPLICATION

SUITABLE FOR MULTIPLE APPLICATIONS

SECURITY • GENERAL LIGHTING • ENTRYWAYS
• DRIVEWAYS • BACKYARDS • SIGNAGE

