

Installation & Assembly

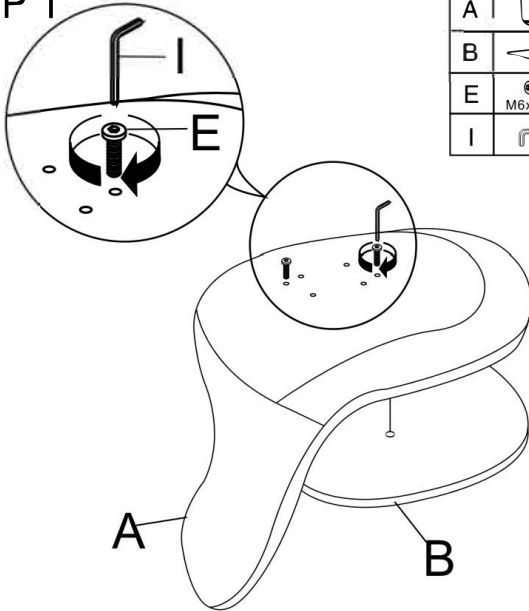


Ax1		Fx1	 M6x45MM
Bx1		Gx4	 M6x55MM
Cx1		Hx5	
Dx1		Ix1	
Ex2	 M6x35MM	Jx4	

SPARE (Ersatzteile)

Ex1	 M6x35MM	Hx1	
Gx1	 M6x55MM	Jx1	

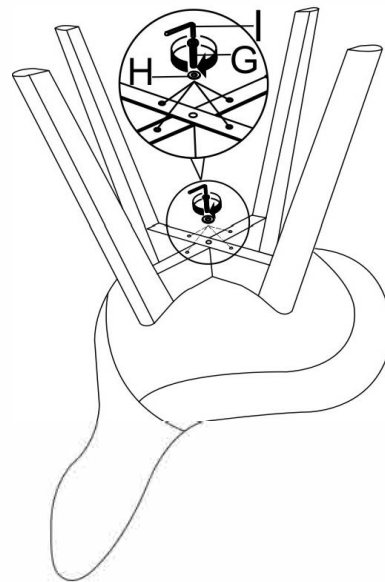
STEP 1



A		1
B		1
E	 M6x35MM	2
I		1



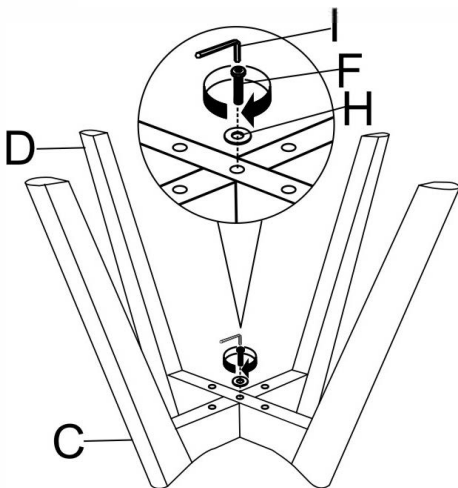
STEP 3



G	 M6x55MM	4
H		4
I		1



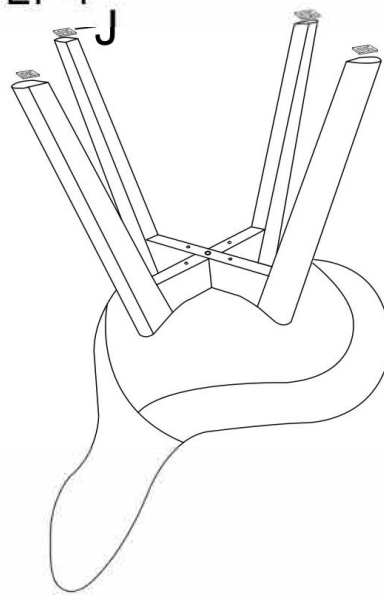
STEP 2



C		1
D		1
F	 M6x45MM	1
H		1
I		1



STEP 4



J		4
---	--	---

