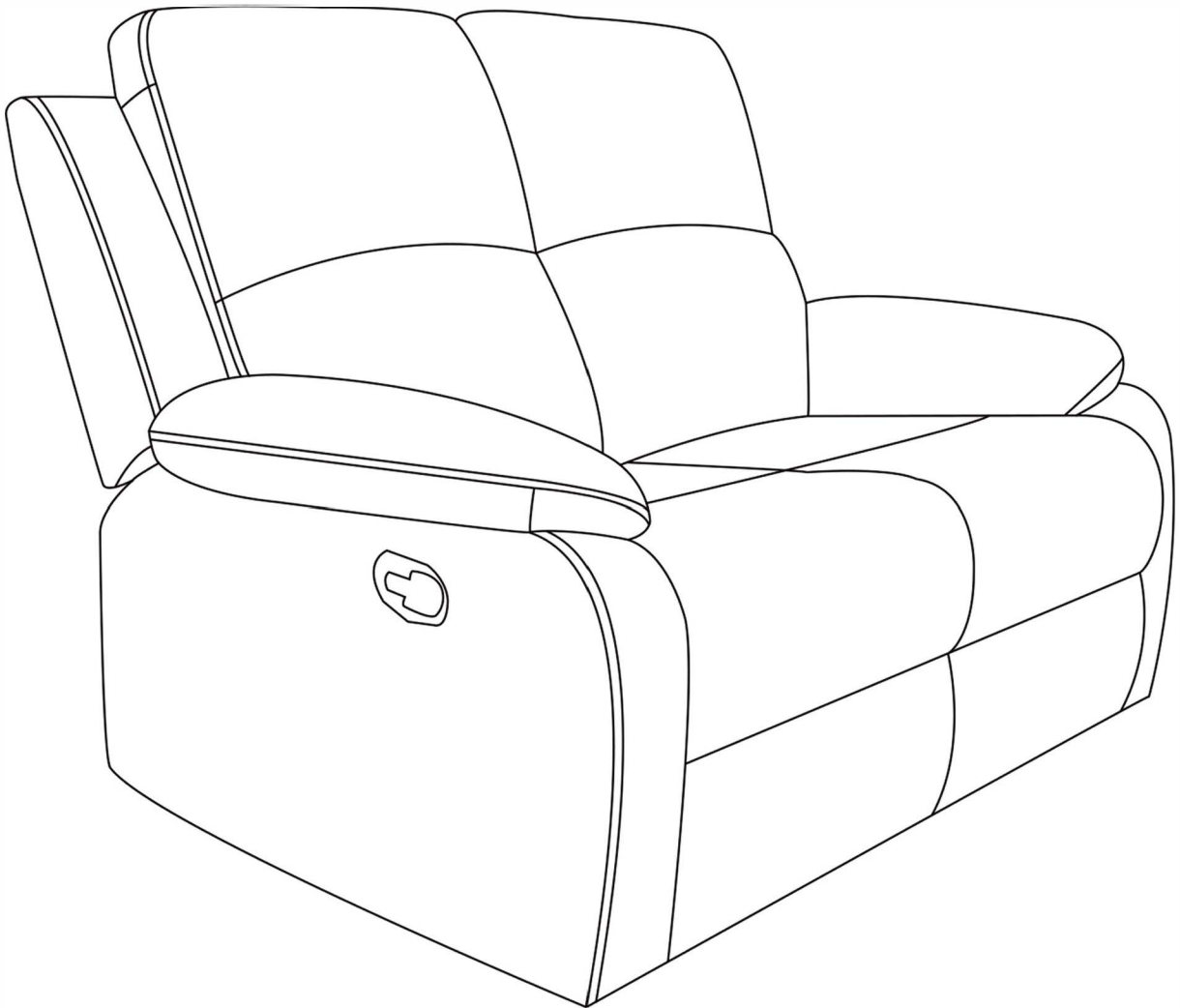


INSTRUCTION



**Recliner
2 Seater Sofa**


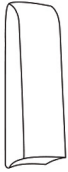
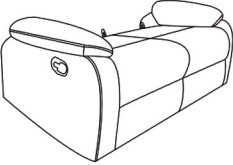

Dear Customer

Check the pack and make sure you have all the parts listed below. If not, please contact us through the platform.

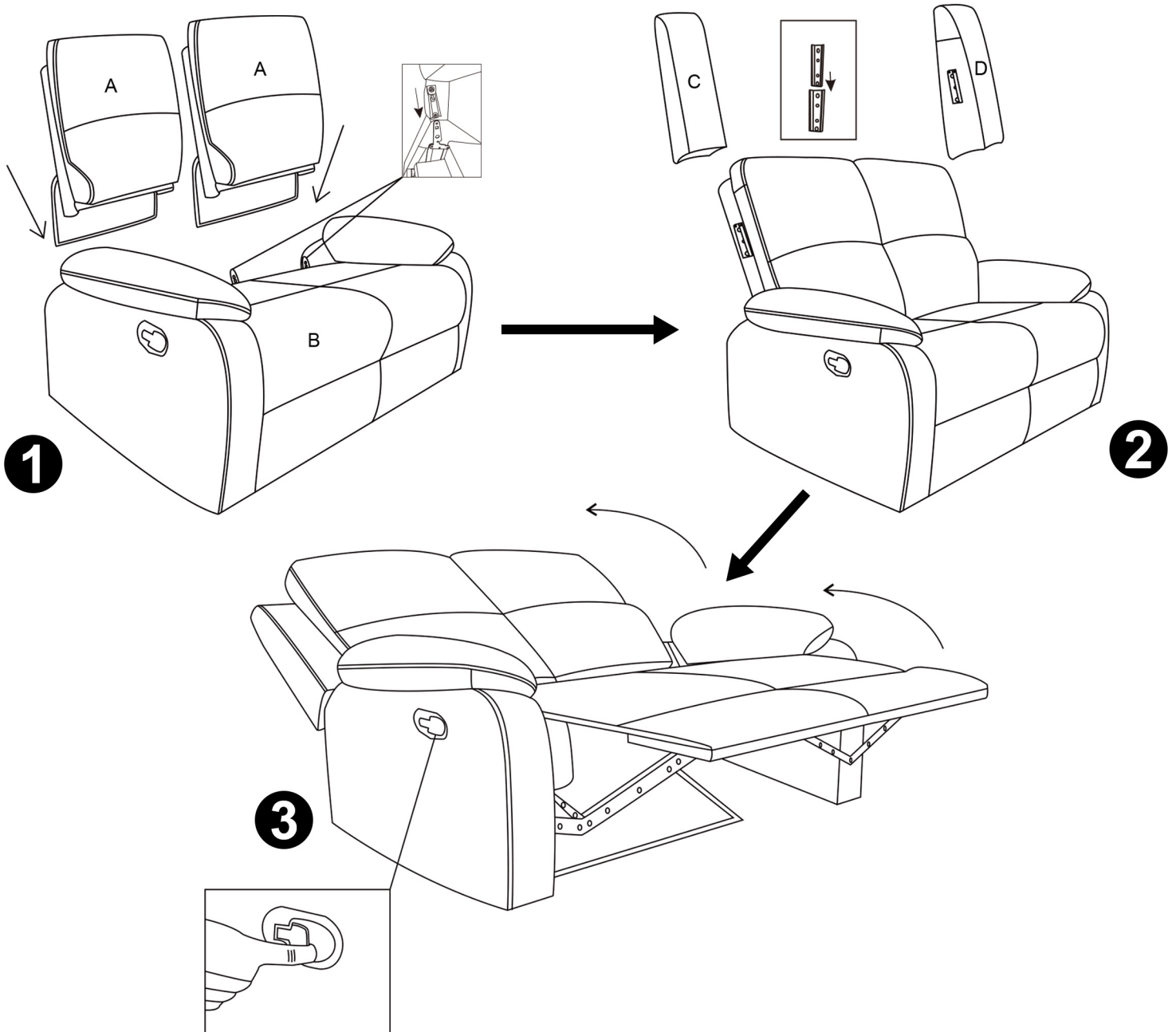
Safety advice

- **IMPORTANT** -The first step you need to take is to ensure your safety! Please take the time to read and understand these instructions before assembling your furniture.
- Please keep these instructions for future reference.
- Keep children and animals away from the assembly area. This furniture contains small parts that could cause choking if swallowed.
- Keep all plastic wrapping materials away from babies and children to avoid danger of suffocation. Ensure that all packaging is disposed of carefully and responsibly.
- From time to time check that there are no loose fittings on the unit, re-tighten when necessary. Two people may be required for the assembly of this product.
- Once items are part or fully assembled, they are not returnable unless faulty.
- This item is not for outdoor use -unless stated otherwise.
- Furniture can be dangerous if incorrectly installed. Assembly should be carried out by a competent person. No liability will be accepted for damage or injury caused by incorrectly installed or assembled furniture.

Parts and fittings

Ref	Visual	Qty	Ref	Visual	Qty
A		2	C		1
B		1	D		1

Installation steps



Upholstery care advice

Regular care advice

Vacuum clean your upholstery at least once a week, dust removal may be improved by pre-brushing with a soft cloth.

General care advice

- For items with wooden legs/feet never place on a damp floor.
- Keep upholstery out of direct sunlight to avoid discolouring.
- Do not place the furniture in a conservatory, excessively dry or humid conditions.
- Avoid sharp items such as toys, jean rivets and buckles coming into contact with the upholstery as these can easily snag, tear or pull the fabric.
- To maintain the appearance and durability of your suite, restrain children and pets from climbing and jumping on the sofa.

For accidental spills stains

- Don't rub or scrub with a cloth as this could damage the fabric and remove the colour.
- Don't use washing up liquid, detergents or bleach to remove stains.
- Don't soak or allow fabric to become wet.
- Do use specialist upholstery cleaner if needed, always follow the manufacturer's instructions and always test on a hidden area to check colour fastness.