



USER'S MANUAL

Folding Bed with Mattress

Before You Start

- ⚠ Read each step carefully before starting. It is very important to ensure each step followed in correct order, otherwise assembly difficulties may occur.
- ⚠ Most of board parts are labeled or stamped on the raw edges. Have a check to make sure all parts are included.
- ⚠ Work in a spacious area, preferably on a carpet close to where the unit will be used.
- ⚠ Keep the handtools close at hand. Do not use power tools to assemble your furniture. They may scratch or damage the parts.



CONTENTS

A



B



x 1PC

C



x 2PCS

C1



x 4PCS

D



x 4PCS

E



x 1PC

F



x 4PCS

F1

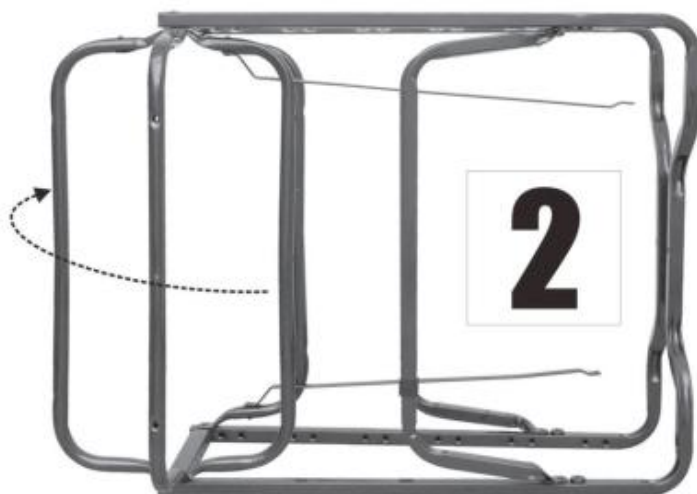


x 2PCS

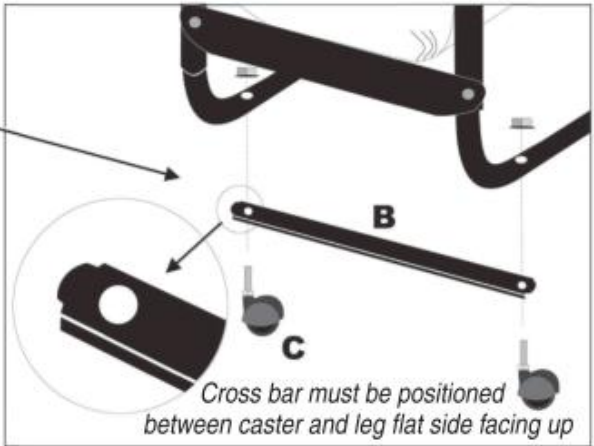
x 2PCS

1

Extended center legs

**2**


3



4



5





A) Carefully remove all packaging.

B) Unfold bed and remove hardware pack.

1) Close bed and secure with clip lock bar (item A) Fig 1 see illustration.

2) Place folded bed on its side and extend the two center legs. Fig 2.

3) Place flat side of leg cross bar (item B) across the center legs aligning holes of cross bar with underside legs Fig 3, insert caster (item C) up through cross bar and THEN leg. Secure with nut and tighten with spanner (item D) repeat for remaining 3 casters.

4) Release snap click lock bar, carefully unfold one side of the bed until the leg retention bar hole aligns with the corresponding extended outer leg hole Fig 4. Secure with nut and bolt (item F) and spanner (item D). repeat for opposite side.

This process enables the automatic leg action.

Please note bed must be partially unfolded for the holes to align.

5) Stand bed upright and attach the 4 plastic caps by inserting them into the pre drilled holes in each outer leg (item E) Fig 5.

6) Handles must be held firmly when operating to prevent bed from opening too rapidly.

To operate bed, hold both handles firmly, release clip lock bar (item A).

Gently lower one side to the floor repeat for opposite side.

To close simply fold and secure with clip lock bar.

Please do not place hands near hinges when operating the bed.

Recomended maximum weight 120 kgs 264lbs