

Features

- Diverter switches water between showerhead or handshower
- 1/2-inch NPT connection
- For use with KOHLER showerheads & handshowers (sold separately)

Material

- Brass construction
- KOHLER finishes resist corrosion and tarnishing



Codes/Standards

ASME A112.18.1/CSA B125.1






KOHLER® Faucet Lifetime Limited Warranty

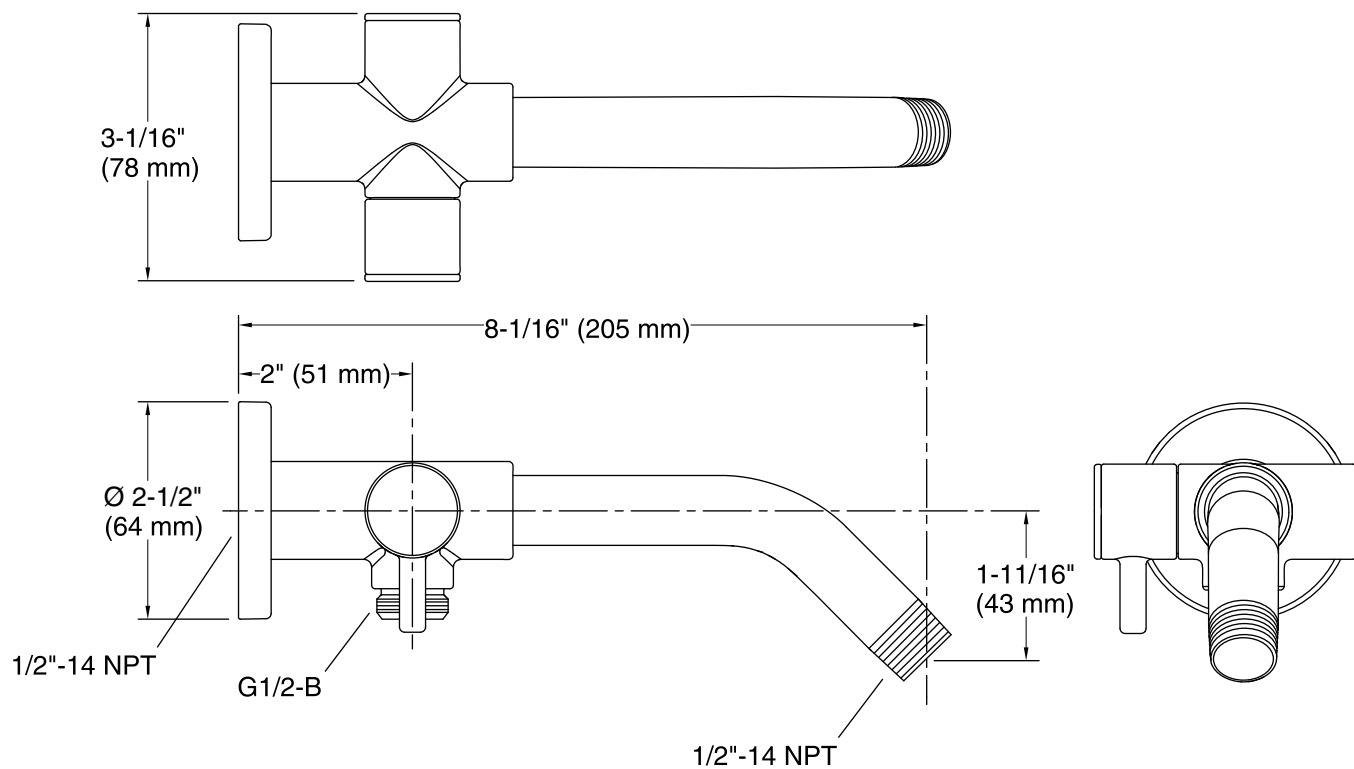
See website for detailed warranty information.

Available Color/Finishes

Color tiles intended for reference only.

Color	Code	Description
-------	------	-------------

	CP	
	SN	
	BN	
	BV	
	2BZ	



Technical Information

All product dimensions are nominal.

Notes

Install this product according to the installation guide.