

3 pack
CT: 48" x 30" x 19"
ET: 24" x 24" x 25"

Your furniture purchase is an investment. Here are a few tips to maximize the lifetime of your furniture with a minimal amount of effort. Properly caring for your furniture can help ensure that it looks great year after year.

Wood Furniture Maintenance:

- Always dust, wipe, and clean with the grain of the wood.
- Dust with a soft cloth. Dust will scratch the furniture surface if not removed properly.
- If a polished surface becomes foggy, rub it with a cloth dipped in a solution of one tablespoon vinegar to one quart of water. Rub softly with the grain until the surface is completely dry.
- Soap and water are not advisable for wood surfaces. Water can penetrate the finish and raise the grain on wood, causing damage.
- Remember to change dusting cloths frequently as dirty cloths may scratch your furniture's surface.

The Enemies of Wood:

- Moisture is wood's worst enemy. Liquid spills should be gently wiped up immediately. Coasters should be used under all beverages.
- Do not allow rubber or vinyl materials to lie on the furniture. Chemicals in rubber may leave a stain. Put a strip of felt or leather under accessories that have rubber or vinyl.
- Heat creates a chemical change in the furniture's finish, which result in a white spot. Use protective pads under hot dishes, appliances, etc.
- Sunlight's ultraviolet rays can damage the finish of furniture. Do not place furniture directly against a heater or radiator and do not place in the path of hot streams of air from central heating. This will cause extreme localized drying of the wood.

Marble Top Maintenance:

The surface of the marble on your table has been polished and sealed to create a generally non-porous surface. The stone has many natural characteristics including veining, hairline cracks, and color variations, which make up the stone's beauty.

To maintain the beauty of your marble:

- Protect surfaces from scratching, staining and etching by:
 - Keeping them free of debris or sharp objects.
 - Wiping up spills immediately
 - Avoiding contact with chemicals (particularly acid-based materials)
- Clean with PH neutral products or those especially formulated for use on stone.
- It is not recommended to use a water-based solvent for dark marble as it will remove the polish from the surface.

Caring for the Fabric on Upholstered Furniture:

- Frequent vacuuming of the entire upholstered area will prevent dust from settling into the fibers.
- Professional cleaning is always recommended for all upholstered pieces.
- Do not use cleaning products containing brightening agents.

VERY IMPORTANT!!

NEVER
USE GLASS CLEANERS
ON FINISHED SURFACES.
AMMONIA WILL
CHEMICALLY ATTACK
THE FINISH.

DO NOT
WRITE
DIRECTLY
ON
SURFACE

**PREVENT
MARKING**

DO NOT
PLACE
DIRECTLY
IN
SUNLIGHT

**PREVENT
FADING**

DO NOT
USE
PLACEMATS
WITH
RUBBER
BASES

**PREVENT
DISCOLORING**

NEVER
ALLOW LIQUIDS OF ANY
KIND TO LINGER ON
SURFACES. ABSORPTION
CAUSES THE WOOD TO
WARP AND THE FINISH
TO DE-LAMINATE.

DO NOT USE
COMMERCIAL
POLISHES
AND WAXES

**PREVENT
YELLOWING**

DO NOT
PLACE HOT
POTS, ETC
ON
SURFACE

**PREVENT
DAMAGE TO
FINISH!**

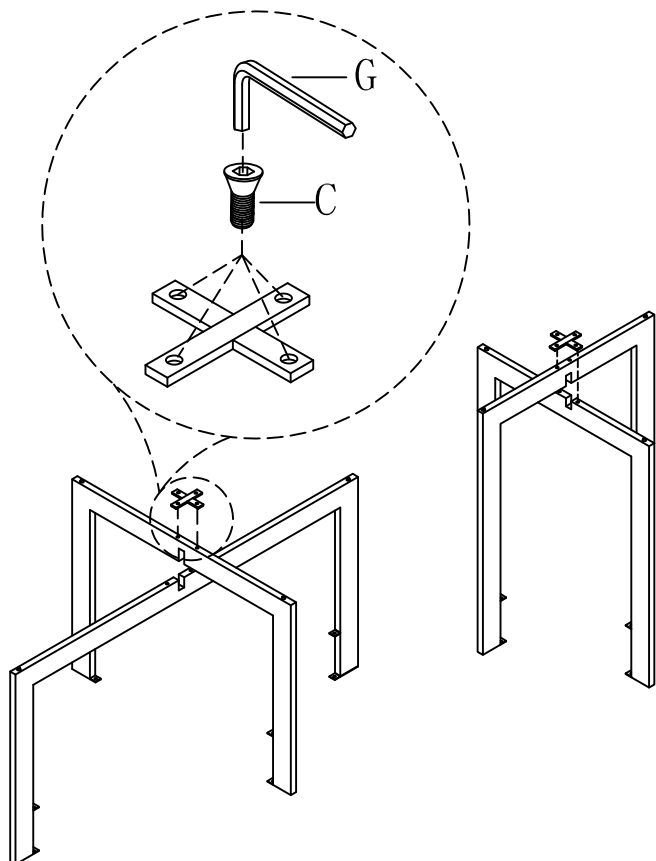
REGULATE
THE
HUMIDITY
CONDITIONS
AT YOUR
HOME

**PREVENT
SPLITTING**

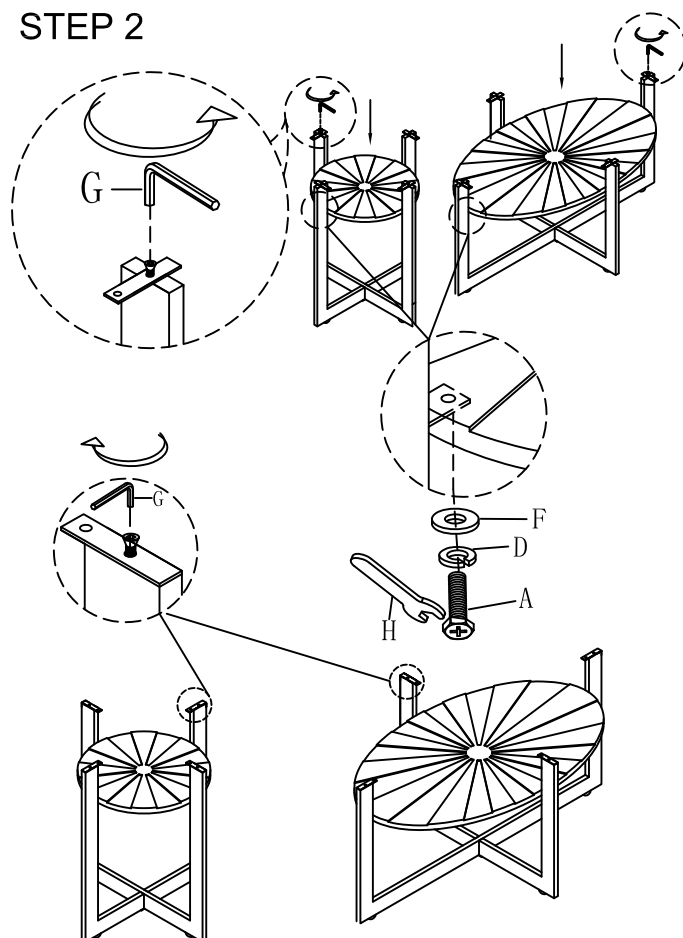
Assembly Instruction

Do not fully tighten screws & bolts until the entire item is completely assembled

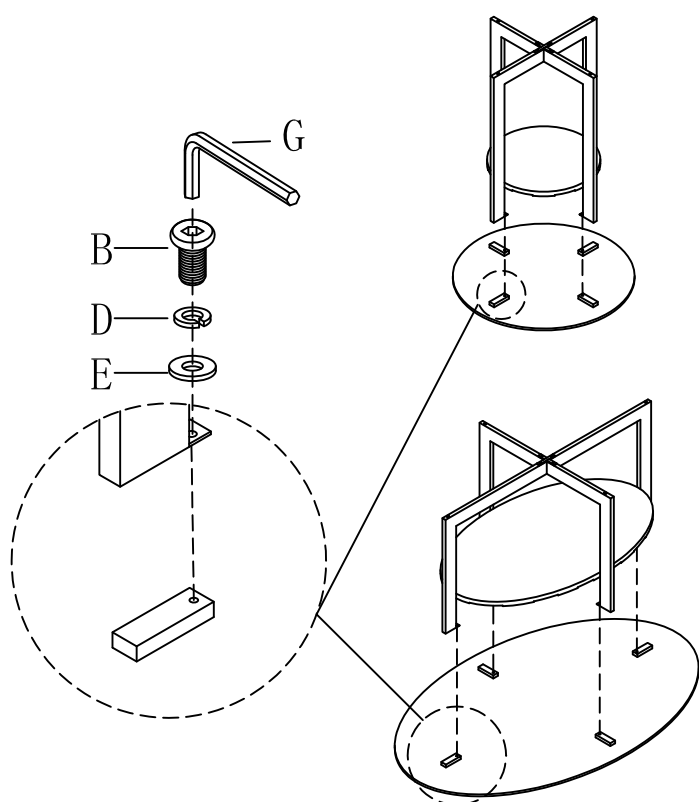
STEP 1



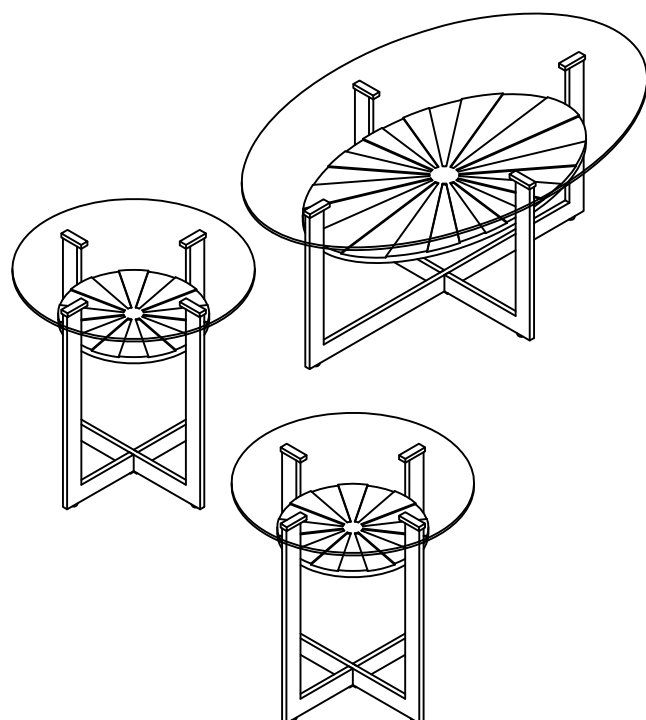
STEP 2



STEP 3



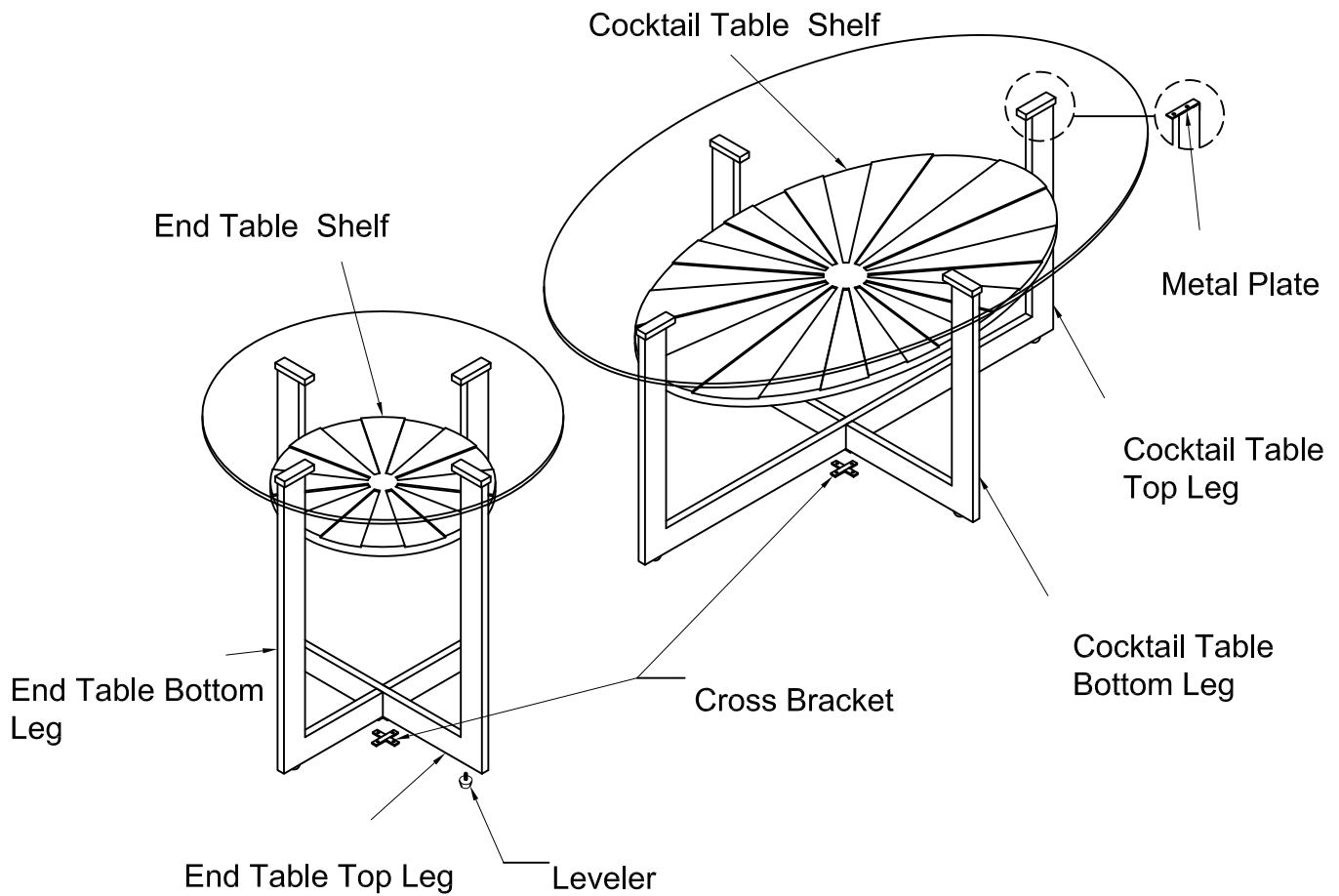
STEP 4



Hardware pack

A		Ø1/4"*5/8"L	12PCS
B		Ø1/4"*1/2"L	12PCS
C		Ø1/4"*1/2"L	12PCS
D		Ø1/4"	24PCS
E		Ø1/4"*12	12PCS
F		Ø1/4"*16	12PCS
G		Ø1/4"	1PC
H		10mm	1PC

Complete Hardware



PRODUCT DETAILS	
TOP	TEMPERED GLASS
SHELF	BIRCH VENEER ON MDF
LEG	IRON
METAL PLATE	IRON
PRODUCT SIZE	CT 48" x 30" x 19"
	ET 24" x 24" x 25"
CARTON SIZE	52.15" x 34.45 " x 7.25 "
NET WEIGHT	104.19 LBS
GROSS WEIGHT	111.89 LBS
CU.FT.	7.54'
GLASS SIZE OF COCKTAIL TABLE	1215MM*755MM*8MM
GLASS SIZE OF END TABLE	Ø605MM*8MM

MADE IN CHINA