

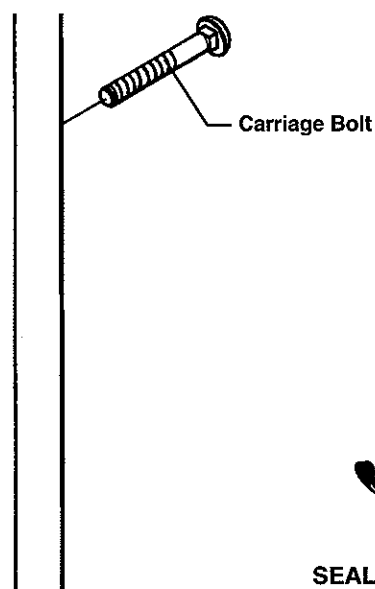
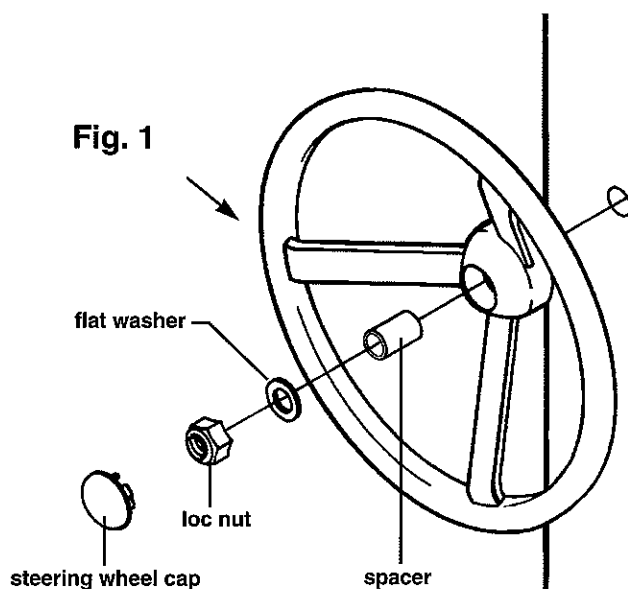
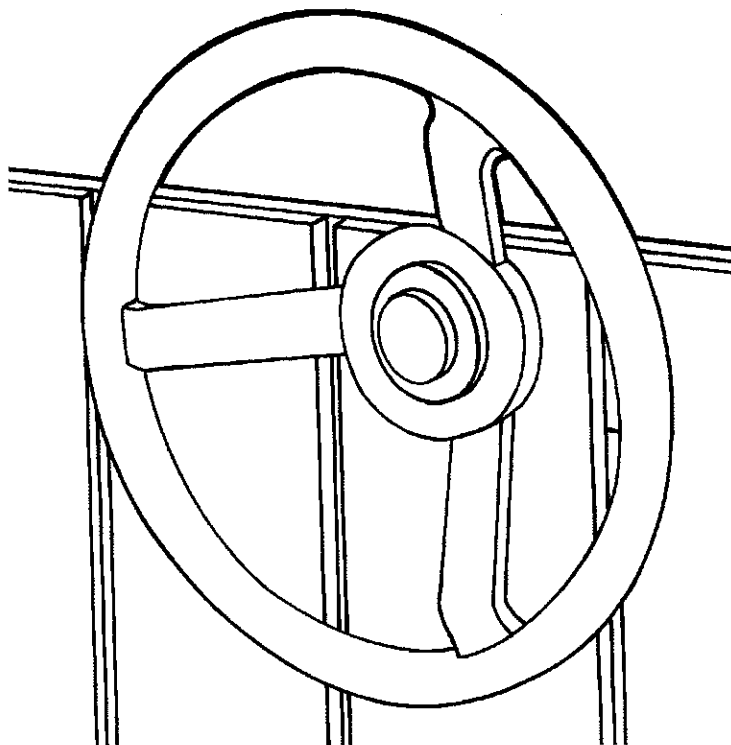
# Swing-N-Slide® Steering Wheel™

## KIT INCLUDES:

Qty.	Description
1	5/16" x 3" Carriage Bolt
1	5/16" Loc Nut
1	5/16" Flat Washer
1	Spacer
1	Steering Wheel Cap
1	Steering Wheel

## INSTRUCTIONS

1. Choose a desired location for the steering wheel and drill a 3/8" diameter hole through the lumber. **NOTE:** If lumber is greater than 2" in depth, you will need to counterbore the hole appropriately.
2. Mount steering wheel to climbing unit as indicated in Fig. 1.
3. Snap steering wheel cap into place (Fig. 1).



SEAL OF APPROVAL