
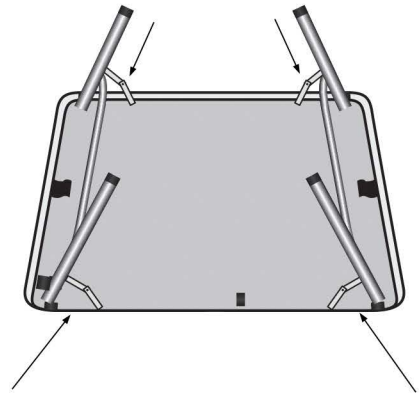


STEP 1



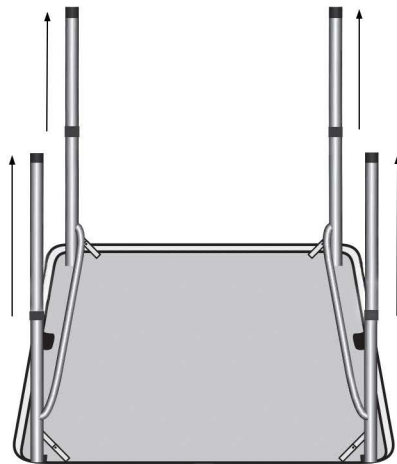
Invert table so the folded legs are facing up

STEP 2



Unfold both ends of the table making sure the hinges are fully extended

STEP 3



Release the spring expansion legs and click into place

THANK YOU FOR YOUR PURCHASE.

WE VALUE OUR CUSTOMERS AND WANT TO BE SURE YOU ARE SATISFIED WITH YOUR PRODUCT.

IF YOU HAVE ANY QUESTIONS OR CONCERNS OR YOU ARE NOT COMPLETELY SATISFIED, PLEASE CONTACT OUR CUSTOMER SERVICE AT 1-800-906-1639